



United Arab Emirates
Ministry of Education



Bridge to Success

Activity Book

3

Bridge to Success is an exciting, language-rich English course, which has been developed with the Ministry of Education to ensure a solid basis for learners of English as a Second Language in the United Arab Emirates. This edition covers the first term of Grade 3.

This book sets out to:

- build and develop foundation literacy skills
- build and develop foundation handwriting skills
- build and develop foundation speaking and listening skills
- cover standards for Grade 3 set out in the United Arab Emirates Ministry of Education English as an International Language Standards Framework.



Achievement
through
excellence

CAMBRIDGE

Bridge to Success

Activity Book

Linse and Schotmann

3

Bridge to Success

Activity Book

Term 2

3



Pilot Edition

CAMBRIDGE Global English

Activity Book



Term 2

Caroline Linse and Elly Schottman



CAMBRIDGE
UNIVERSITY PRESS

University Printing House, Cambridge CB2 8BS, United Kingdom

Cambridge University Press is part of the University of Cambridge.

It furthers the University's mission by disseminating knowledge in the pursuit of education, learning and research at the highest international levels of excellence.

www.cambridge.org

© Cambridge University Press 2014

This publication is in copyright. Subject to statutory exception and to the provisions of relevant collective licensing agreements, no reproduction of any part may take place without the written permission of Cambridge University Press.

First published 2014

Printed in India by Replika Press Pvt. Ltd

A catalogue record for this publication is available from the British Library

ISBN XXX-X-XXX-XXXXX-X Activity Book

Cambridge University Press has no responsibility for the persistence or accuracy of URLs for external or third-party internet websites referred to in this publication, and does not guarantee that any content on such websites is, or will remain, accurate or appropriate.

This is a pilot edition using source material from *Global English*, published by Cambridge University Press © 2014. It is made available for the purposes of the pilot in designated schools only. No other use is permitted.

Contents

UNIT 5 Let's count and measure

- 1 **Think about it** How do we use numbers? 52
- 2 **Find out more** How did people measure long ago? 54
- 3 **Words and sounds** Homophones 56
- 4 **Use of English** Countable and non-countable nouns 58
- 5 **Read and respond** 60
- 6 **Quiz** 62

UNIT 6 Bugs: Fact and fiction

- 1 **Think about it** How are bugs special? 64
- 2 **Find out more** Ants and spiders 66
- 3 **Words and sounds** Rhyming words, long e 68
- 4 **Use of English** Writing questions 70
- 5 **Read and respond** 72
- 6 **Quiz** 74

UNIT 7 Our green earth

- 1 **Think about it** How can we care for the earth? 76
- 2 **Find out more** Why are trees important? 78
- 3 **Words and sounds** Long o 80
- 4 **Use of English** At the market 82
- 5 **Read and respond** 84
- 6 **Quiz** 86

Unit 5

Let's count and measure

Lesson 1 Think about it How do we use numbers?

Read the learning goal and do the activities. Then circle your answer.

I can count and read numbers to 100.

😊 yes 😊 sometimes ☹️ not yet


1 What time is it?

Draw a line from each sentence to the two matching clocks.

1 It's six o'clock.

2 It's nine o'clock.

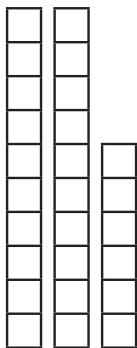
3 It's two o'clock.




2 Count and write

How many cubes are there? Write the number.
Write the words.

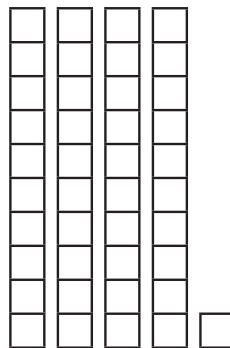
1



2



3










Tip
Each stack has 10 cubes.

26 twenty-six

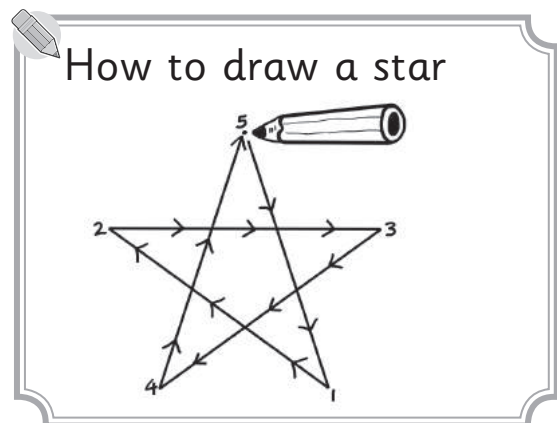
3 Read and draw

Read the instructions below.

										
										
										
										
										
										
										
1	2	3	4	5	6	7	8	9	10	

Start at the bottom of the chart.

- Draw 20 orange circles.
- Draw 10 green stars.
- Draw 30 red squares.
- Draw 10 green stars.
- Draw 20 purple triangles.
- Draw 10 green stars.



How many stars are there altogether? _____

How many shapes are there altogether? _____

Lesson 2 Find out more

How did people measure long ago?

Read the learning goal and do the activities. Then **circle** your answer.

I can measure and say how long something is.

😊 yes

😐 sometimes

☹ not yet

1 Measuring with your body


Use your fingers, hands and arms to measure – like the ancient Egyptians did many years ago!



finger



hand



arm


1 How **high** is your chair?
_____ arms + _____ fingers

2 How **wide** is your chair?
_____ hands + _____ fingers

3 How **long** is your arm?
_____ hands + _____ fingers

4 How **long** is your pencil?
_____ hands + _____ fingers

5 How **wide** is your book?
_____ hands + _____ fingers



2 Measuring with a ruler

Use a centimetre ruler to measure the stamps.



a stamp from Mexico



a stamp from Thailand



- 1 How **high** is the stamp from Mexico? _____ centimetres
- 2 How **wide** is the stamp from Mexico? _____ centimetres
- 3 How **high** is the stamp from Thailand? _____ centimetres
- 4 How **wide** is the stamp from Thailand? _____ centimetres

3 Estimate, then measure

Estimate means **look and say what you think**. **Cm** means **centimetre**.

- 1 Estimate how wide the phone is.

I think the phone is about _____ cm wide.


- 2 Estimate how **high** the phone is. _____

I think the phone is about _____ cm high.

- 3 Now measure the phone.

The phone is _____ cm wide.

The phone is _____ cm high.



Lesson 3 Words and sounds Homophones

Read the learning goal and do the activities. Then **circle** your answer.

I can recognise words that sound the same, like one/won and two/too.

😊 yes

😐 sometimes

😞 not yet

1 Words that sound the same

Draw a **circle** around the number words.

Then draw a line between each pair of words that sound the same.

one *eight* *for* **two**
four **too** **won** **ate**

2 Tongue twisters

Write the correct words on the lines.

What is missing from each drawing? Draw it!

Say each tongue twister three times quickly!

for four


These _____ frogs are
_____ Fran's friend.



too two

Tommy has two turtles.

Tim has _____ turtles _____.



3 A maths poem

Read Finn's poem about his family. Then write how old each person is.

My family

Mary is five and Bea is three,
Billy is nine, that's three times Bea.
In four more years I'll be eleven,
That's much better than being seven.
My grandpa's sixty, I am told,
How many years till I'm that old?




Mary 5 Bea _____ Billy _____ Grandpa _____

★ Challenge

- 1 Finn says, 'In four more years I'll be eleven'. How old is Finn now? _____
- 2 Finn says, 'My grandpa's sixty, I am told, How many years till I'm that old?' Do the maths! Answer the question. _____

4 Draw Finn's family

Draw the people in the poem. Write their ages.



Lesson 4 Use of English

Countable and non-countable nouns

Read the learning goal and do the activities. Then **circle** your answer.

I can say and write what I did this morning.

😊 yes





😐 sometimes

😞 not yet

1 Find the past simple verb

Look at the picture and read the verb.

Follow the line to find the past tense of each verb.

drink		ate
see		said
eat		saw
say		drank

2 What did you do this morning?

Write your answer. Use the past tense verbs in Activity 1.

The *Picture dictionary* in the Learner's Book (page 142) will help you.

1 What did you **eat** this morning?

I ate _____.

2 What did you **drink** this morning?

3 What did you **see** on your way to school this morning?

4 What did you **say** to your teacher this morning?

3 Birbal and the king

Answer the questions. Use a past tense verb from the *Word box*. Circle the best answer.

Word box

drew said
felt thought

1 What did Birbal **draw**?

He drew a **picture / line**.

2 What did Birbal **say** to the king?


He _____, 'My line is longer than your line. So your line is **shorter / longer**'.

3 What did the king **think** about Birbal's answer?

He _____ Birbal was very **clever / scared**.

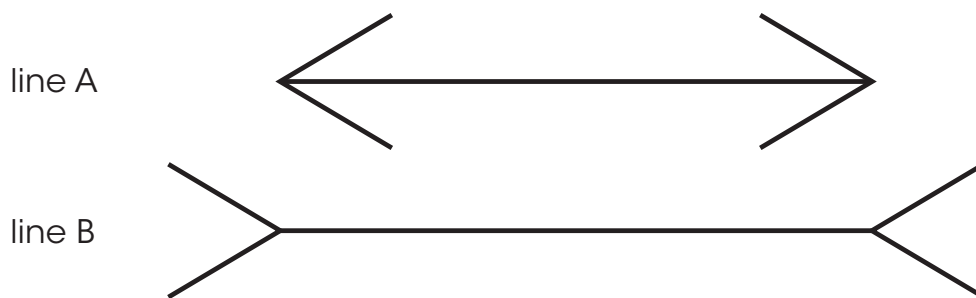
4 Did the king **feel** cross?

No, he _____ happy. The king **laughed / cried**.



4 Look again!

Which line do you think is longer, line A or line B? _____



Use a ruler to measure line A and line B. What do you find?

Lesson 5 Read and respond

Read the learning goal and do the activities. Then **circle** your answer.


I can read, discuss and act out a story.

😊 yes


😐 sometimes

😞 not yet


1 Which character?



King
Leopard




Elephant



Water Ox




Chimpanzee




Little
Antelope


Read the clue. Write the name of the character.




1 This animal has two horns. It was the **second** animal to throw the spear. _____



2 This animal can walk on two legs. It was the **third** animal to throw the spear. _____



3 This animal is big, heavy and grey. It was the **first** animal to throw the spear. _____



4 This animal is yellow with black spots. This animal said, 'It's time to choose a new king'.



5 This animal is small, quiet and clever. It won the contest and became the new king.

2 Missing words

Write the missing words. Use words from the *Word box*.

There ¹ _____ a contest in the forest.

All the animals ² _____.

The king ³ _____, 'Thank you for coming.

You ⁴ _____ throw this spear and quickly count to ten.

You must say "ten" before the spear hits the ground.

The winner of the contest will be the ⁵ _____ king.'

The elephant was the ⁶ _____ to try.

'I'm ⁷ _____ big,' he said. 'I think I can do it.'

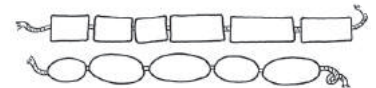
Word box

came	said
first	very
must	was
new	

3 Counting patterns

Counting in twos is a counting pattern. Counting in tens is another counting pattern. Write the missing numbers in each pattern.

two four six _____ _____ twelve



ten twenty _____ forty _____



★ Challenge

These ones are more difficult! Can you do them?

twelve ten eight _____ _____ two

one hundred ninety eighty _____ _____ fifty




Lesson 6 Quiz

Look what I can do!



Listen

94 Listen. Tick ✓ the correct pictures.



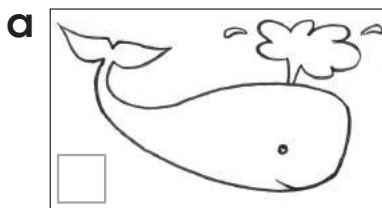
1 Find the correct chart.



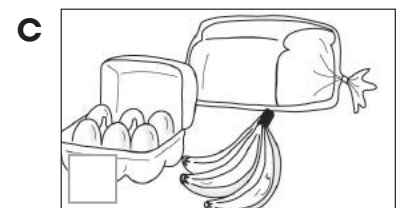


2 Find the correct number.



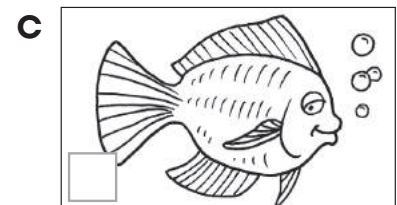

3 Find the correct animal.



4 What did Tony buy?




5 What did Sarah buy?





Listen and write

6 How long is Jack's pencil? _____ cm 

7 Is the elephant loud or quiet? _____ 

Read and write

8 This cake is _____ you. (four, for)  

9 What time is it? It's _____ o'clock. (one, won) 

Draw and write

10 Draw an animal.



What did you draw? _____



Bugs: Fact and fiction

Lesson 1 Think about it How are bugs special?

Read the learning goal and do the activities. Then circle your answer.

I can name and describe bugs.

😊 yes

😐 sometimes

☹ not yet

1 Where is the spider? Where are the ants?

Draw a spider, some ants, a butterfly and some bees in the picture.



Write about your picture. Use **on**, **under** or **near**.

For example: The spider is **on** the chair.

1 The spider _____ .

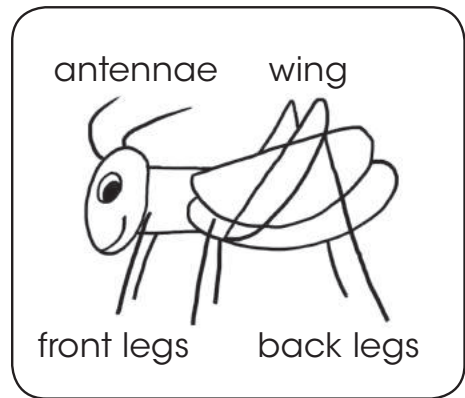

2 The ants _____ .

3 The butterfly _____ .

4 The bees _____ .

2 How to draw a cricket

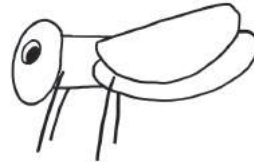
- 1 In the box below, draw a head, an eye, and the front of the body.




- 2 Draw the back of the body and a wing.




- 3 Draw four small front legs.



- 4 Draw two strong back legs.



- 5 Draw two long antennae and a smile.



Lesson 2 Find out more Ants and spiders

Read the learning goal and do the activities. Then **circle** your answer.

I can say how spiders and insects are similar and different.

😊 yes

😐 sometimes

😞 not yet

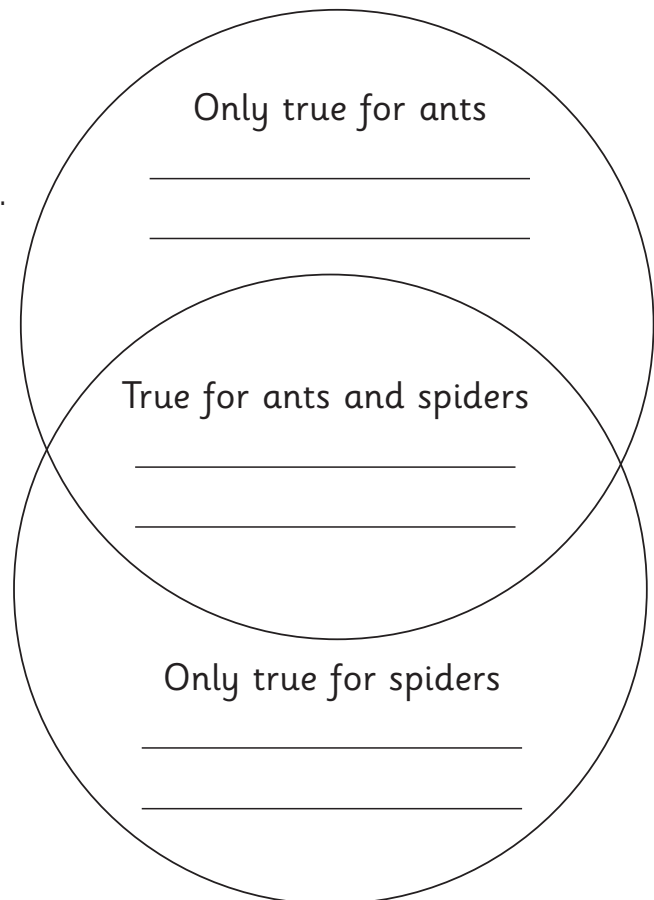
1 How are spiders and ants the same?

Circle the sentences that are true for both spiders and insects.

They have more than four legs. They have more than four eyes.
They can climb. They carry their food home.
They have antennae. They make webs.

2 Venn diagram

Write one fact from Activity 1 in each section of the Venn diagram.



3 Learn about crickets

Look at the three **headings** in the text about crickets.


There is a sentence missing under each heading.

Find each missing sentence at the bottom of the page. Write it in the space.

Cricket


What does a cricket look like?

A cricket has six legs, two wings and two antennae.



How do crickets move?

Crickets have wings, but most crickets do not fly.



How do crickets communicate?

Crickets 'sing' by rubbing their wings together. Crickets have different songs with different meanings.



Missing sentences:

Other crickets understand their songs.

Crickets are different colours and sizes.

Crickets jump. Their back legs are very strong.

Lesson 3 Words and sounds

Rhyming words, long e

Read the learning goal and do the activities. Then **circle** your answer.

I can read and write words with a long e sound.

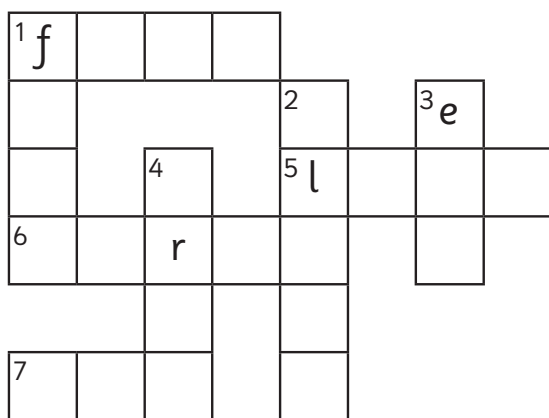
☺ yes

☹ sometimes

☹ not yet

1 Crossword puzzle

Look at the clues. Write the words.



Across →



6 **3**



Down ↓



★ Challenge

Write some rhyming poems. The words in the *Word box* will help you.

1, 2, 3 I can see a _____ .

1, 2, 3 There's a bug on _____ .

1, 2, 3 There's a bug in _____ .

Word box

bee me
flea tea
knee tree

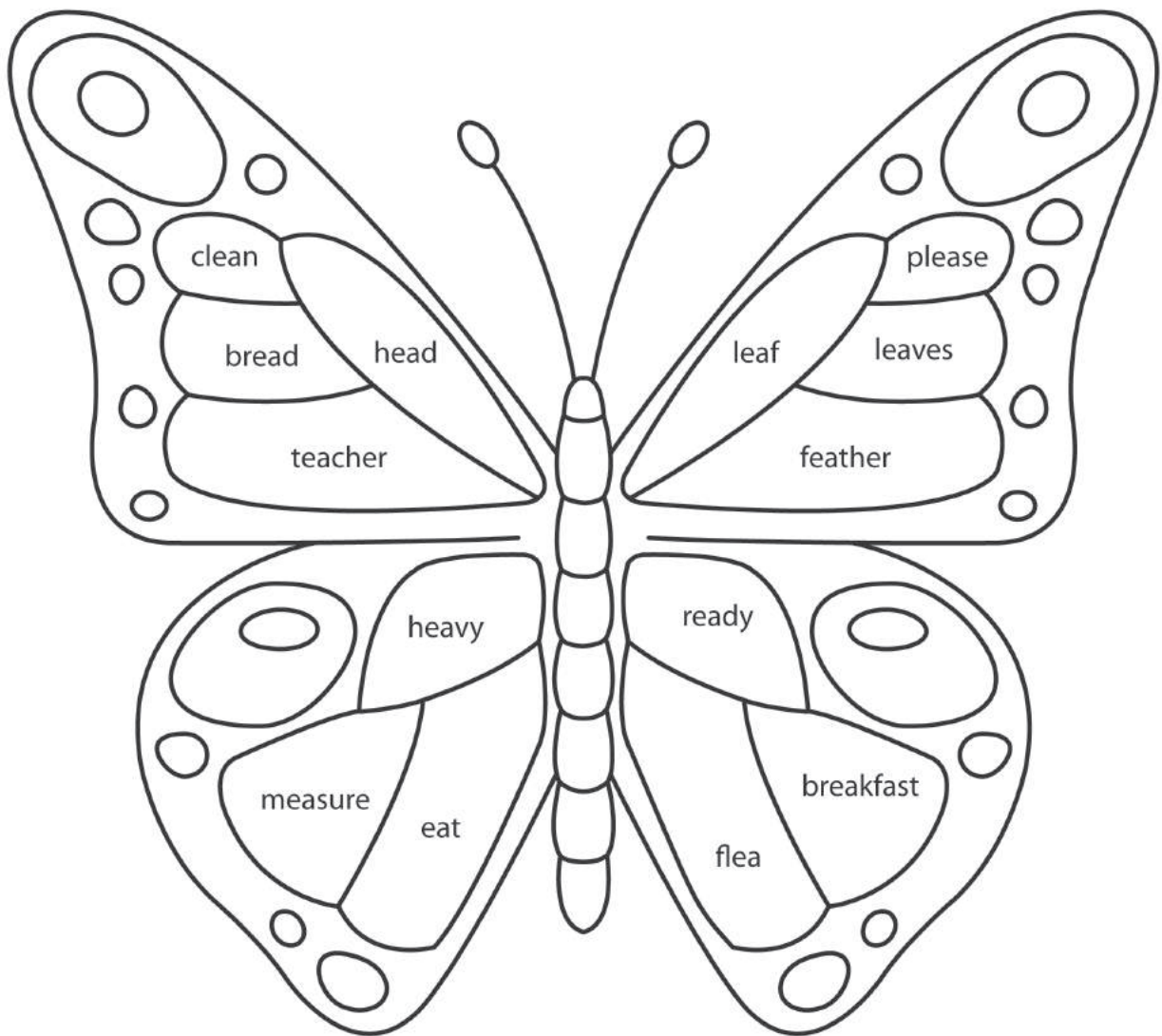


2 Colour the butterfly

Look at the words on the butterfly's wings. Each word has the letters **ea**.

If the letters **ea** make a long **e** sound – like in **bee** – colour the space **green**.

If the letters **ea** make a short **e** sound – like in **bed** – colour the space **red**.



Lesson 4 Use of English

Writing questions

Read the learning goal and do the activities. Then **circle** your answer.

I can write questions and answer them.

😊 yes

😐 sometimes


☹ not yet

1 Does it fly? Do they bite?

Write a question about each bug. You can use verbs from the *Word box*.

1  spiders Do spiders _____ ?

2  crickets _____

3  a butterfly _____

4  a bee _____

5  ants _____

Word box

bite

make a noise

fly

lay eggs

jump

Answer your questions by drawing a face next to the question.

Yes = 😊 No = ☹ I don't know = 😐

Language tip



Only one?

Use **Does**.

Does a butterfly jump?



Two or more?

Use **Do**.

Do ants bite?

2 What's the question?

Look at the questions and answers about bugs.

Part of each question is missing – the ants are carrying the missing words. Write the correct words in the spaces.

What do ... ?


What does ... ?

How many ___ do ... ?

How many ___ does ... ?

How do ... ?

How does ... ?



What do crickets eat?

Crickets eat leaves, fruit and tiny insects.



1 _____ a cricket 'sing'?

A cricket 'sings' by rubbing its wings together.



2 _____ wings ³ _____ a bee have?

A bee has four wings.



4 _____ wings ⁵ _____ flies have?

Flies have two wings.



6 _____ a butterfly do at night?

At night, a butterfly sleeps under a leaf or branch.



7 _____ insects smell?

Insects don't have noses. They use their antennae and feet to smell things.

Lesson 5 Read and respond

Read the learning goal and do the activities. Then **circle** your answer.

I can read, discuss and act out a story.

😊 yes 😐 sometimes ☹️ not yet

1 Little Ant's problem

Think about the story of Little Ant. Read the questions. Write your answers.

1 What fell on Little Ant? _____

2 Little Ant asked a mouse, a cat and a dog for help.

Did they help Little Ant? _____

2 The solution

Cousin Flea helped Little Ant! Finish the sentences.

Write the past tense of the verb in brackets on the line.

1 Cousin Flea _____ the dog. (bite)

2 The dog _____ the cat. (scare)

3 The cat _____ the mouse. (chase)

4 The mouse _____ the leaf. (lift)

5 Little Ant _____ home to her mother. (run)



3 What happened next?

Little Ant came home to her mother.
She and her mother were very happy.
What do you think they did after this?
Draw a picture.



★ Challenge

Write sentences to go with your picture.

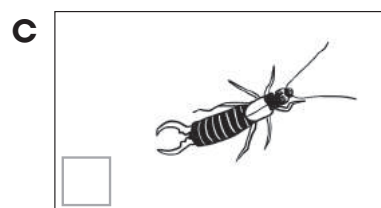

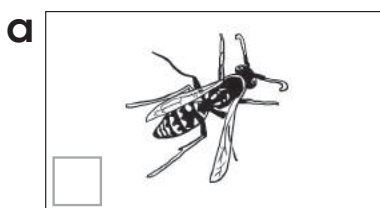
Lesson 6 Quiz

Look what I can do!



Listen

95 Listen. Tick ✓ the correct pictures.



1 Find the insect.



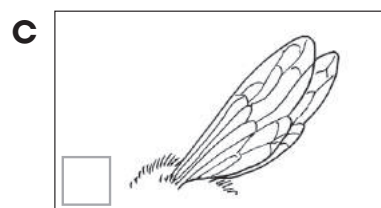
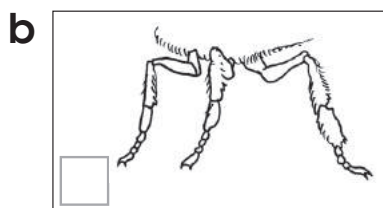
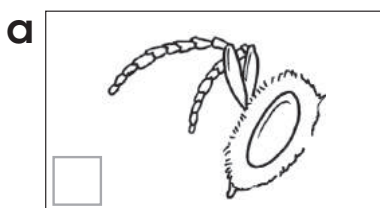
2 Where are the animals?



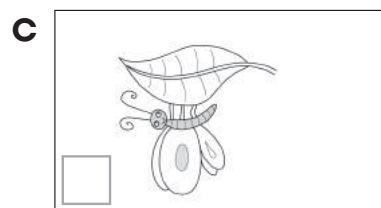


3 What are the ants doing?



4 How does a bee hear sounds?



5 What does a butterfly do when it rains?



Listen and write

6 How many eyes does this spider have? _____



7 What insect makes honey?



Read and write

8 Circle the three words that rhyme with **me**.

tea the she tree

9 Is this a picture of **an ant** or **a spider**? _____



10 How do you know? _____



Our green earth

Lesson 1 Think about it

How can we care for the earth?

Read the learning goal and do the activities. Then **circle** your answer.

I can talk about rules.

😊 yes

😐 sometimes

😞 not yet

1 Word puzzle

Find and **circle** the words in the puzzle.

Some words go from left to right, like this: **S A N D W I C H**

Some words go from top to bottom, like this:

**S
I
G
N**


R	N	X	S	G	C	T	Y
U	O	B	I	N	Y	E	F
L	G	Q	G	A	C	F	I
E	R	U	N	B	L	H	S
S	A	N	D	W	I	C	H
P	S	D	J	S	N	K	I
K	S	Z	V	R	G	X	N
L	I	T	T	E	R	W	G



2 No, no, no!

The animals are being bad. Circle the animals who are breaking rules.
Draw a line to the rule that they are breaking

- 1 No cycling.
- 2 Don't drop litter!
- 3 No swimming.
- 4 No fishing.
- 5 No running.
- 6 Don't pick flowers!
- 7 No ball games.



★ Challenge

Make a sign for your classroom.
Write a rule.



Lesson 2 Find out more Why are trees important?

Read the learning goal and do the activities. Then circle your answer.

I can talk about trees and why they are important.

😊 yes

😐 sometimes

😞 not yet

1 Read and draw

Draw a bird's nest on the tree. Draw two baby birds in the nest.


Draw some green leaves and some cherries on the tree.

Draw a mother bird flying in the sky. Colour the sky blue.

Draw green grass on the ground and three yellow flowers.

Draw a butterfly on a flower.

Draw some roots at the bottom of the tree.



2 Wood from trees

Trees give us wood. How do people use wood?

We use wood to make _____ .

We use wood to make _____ .


We use wood _____ .

3 Food from trees

Circle four foods that come from trees.



apple



bread



pear



potatoes



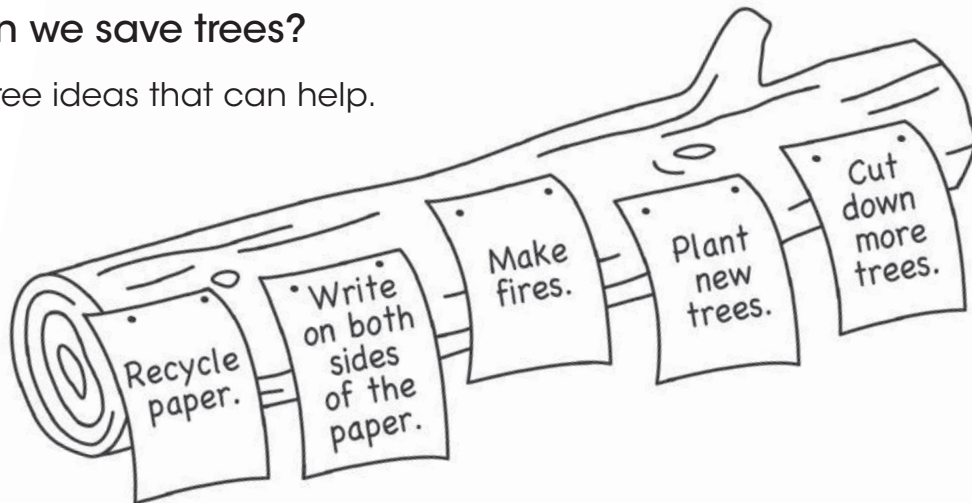
orange
juice



nuts

4 How can we save trees?

Circle three ideas that can help.



★ Challenge

Write one new fact you learned about trees.

Lesson 3 Words and sounds Long o

Read the learning goal and do the activities. Then circle your answer.

I can read words with the long o sound and the spelling ow.

☺ yes

☹ sometimes

☹ not yet

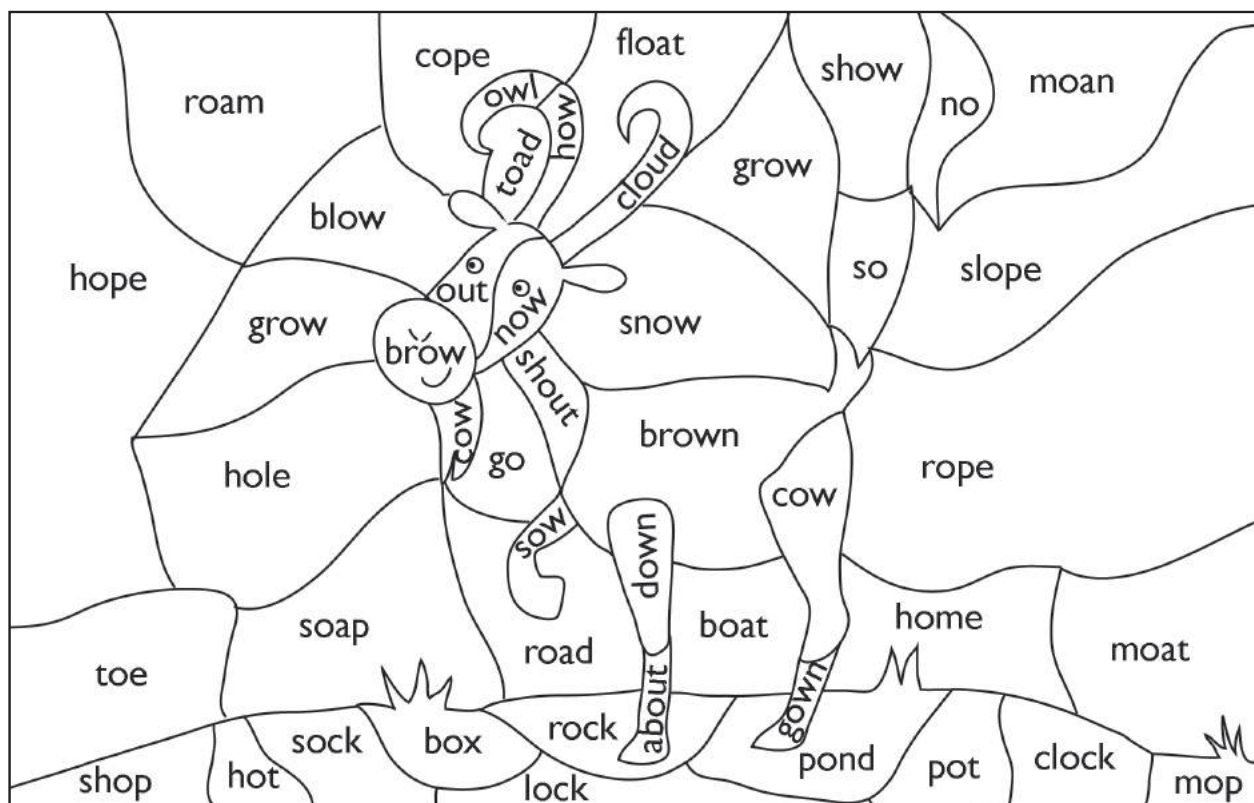
1 Mystery picture

Read each word in a shape.

If the word has the **long o** sound, colour the shape **blue**.

If the word has the **short o** sound, colour the shape **green**.

If the word has the **ow** sound in **how**, colour the shape **brown**.



The mystery picture is a brown _____ .

2 Find the long o sounds

Read the story. Circle all the words with the long o sound.

The clever crow

An old crow is looking for water to drink.

He sees a hole in the ground.

At the bottom of the hole, there is some water!

The crow can't reach the water.



The crow thinks and thinks.

'I know what to do!' he says.

There are lots of little stones on the ground.

The crow throws a stone in the hole.

He throws lots of stones in the hole.



Slowly, the hole fills with stones.

The water in the hole gets higher and higher.

Finally, the crow can reach the water.

He drinks and drinks.



★ Challenge

Make a sentence with these words.

crow

The

very

clever.

old

was

Lesson 4 Use of English At the market

Read the learning goal and do the activities. Then **circle** your answer.

I can go shopping for plants and fruit.

😊 yes 😊 sometimes 😞 not yet

1 Buying plants

Read the conversations. Write the missing words. Use words from each *Word box*.

Word box

What These This
or Which

Conversation 1

Boy: What's this?

Dad: _____ is a bean plant.

Boy: _____ are these?

Dad: _____ are carrot plants.

_____ do you like better, beans _____ carrots?



Conversation 2

Boy: Look at that tree in the square pot!

Dad: Yes. _____ is a lemon tree.

Boy: _____ are those trees in the round pots?

Dad: _____ are orange trees.



Word box

What That Those

2 What must you do?

Look at the picture. Put the words in the correct order. Write the sentence.

Writing tip

Don't forget – a sentence begins with a capital letter and ends with a full stop.

1



hole.
a
dig

You must _____ .

2



the plant
in
put
the hole.

You must _____ .

3



the hole
You
fill
with soil.
must

_____ .

4



must
You
the plant.
water

_____ .

Lesson 5 Read and respond

Read the learning goal and do the activities. Then **circle** your answer.

I can read and discuss a biography.

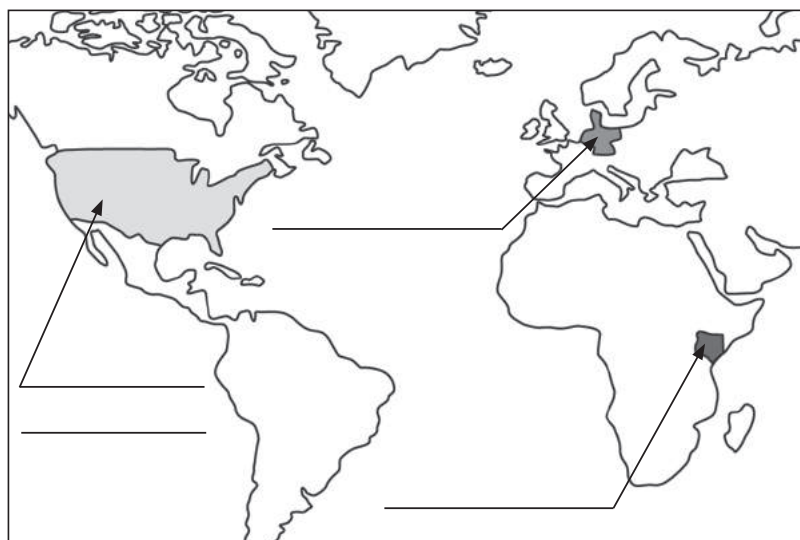
😊 yes 😊 sometimes ☹ not yet

1 Map study

Wangari was born in **Kenya**. She went to school in the **United States** and then **Germany**. Then she came back to Kenya.

Find the countries in the *Picture dictionary* in the Learner's Book (page 132).


Write the names on this map. Draw arrows to show the route Wangari travelled.



2 Planting a little tree

Put the letters in the correct order. Write the numbers on the picture.


1 r e e t t _____
2 o i l s s _____
3 e l h o h _____
4 r e t a w w _____



3 Your autobiography

An autobiography is the story of your life.

Write your autobiography. Answer the questions.



1 Where were you born?

I was born in _____.



2 Write two interesting things that have happened to you. How old were you?

When I was _____, _____
(age)



When I was _____, _____
(age)



3 What would you like to do when you grow up?

When I grow up, I would like to _____
_____.



Draw a picture of how you will look when you are grown up!






Lesson 6 Quiz

Look what I can do!

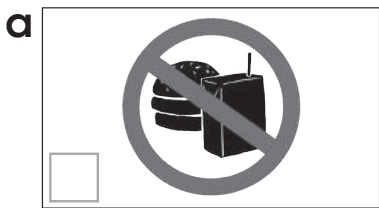
Listen

96 Listen. Tick ✓ the correct pictures.


1 What must you *not* do in the park?





2 Which sign are the children talking about?




3 Which tree is the girl pointing to?



4 Find the correct picture.




5 Find the correct picture.



Listen and write

6 Which part of a tree helps clean the air?

7 Which part of a tree grows under the ground?



Circle the answers.



8 Circle the four words that have the long o sound.

hole hop pot go road rock crow

Look and write

9 What is this girl doing to help save trees?



10 What are these boys doing to help save trees?



Acknowledgements

Series Editor: Kathryn Harper
Development Editor: Frances Reynolds

Cover artwork: Bill Bolton

The authors and publishers acknowledge the following sources of copyright material and are grateful for the permissions granted. While every effort has been made, it has not always been possible to identify the sources of all the material used, or to trace all copyright holders. If any omissions are brought to our notice, we will be happy to include the appropriate acknowledgements on reprinting.

Photographs

p54 *t-b* istockphoto/Thinkstock, maxstockphoto/Shutterstock, stockyimages/Shutterstock, CUP; p55 *l* Neftali / Shutterstock, *r* happytotakephoto / Shutterstock; p75 *t* Paul Looyen/ Thinkstock, *c* Africa Studio / Shutterstock.

t = top
c = centre
b = bottom
l = left
r = right

Development of this publication has made use of the Cambridge English Corpus (CEC). The CEC is a multi-billion word computer database of contemporary spoken and written English. It includes British English, American English and other varieties of English. It also includes the Cambridge Learner Corpus, developed in collaboration with Cambridge English Language Assessment. Cambridge University Press has built up the CEC to provide evidence about language use that helps to produce better language teaching materials.

This product is informed by the English Vocabulary Profile, built as part of English Profile, a collaborative programme designed to enhance the learning, teaching and assessment of English worldwide. Its main funding partners are Cambridge University Press and Cambridge English Language Assessment and its aim is to create a 'profile' for English linked to the Common European Framework of Reference for Languages (CEFR). English Profile outcomes, such as the English Vocabulary Profile, will provide detailed information about the language that learners can be expected to demonstrate at each CEFR level, offering a clear benchmark for learners' proficiency. For more information, please visit www.englishprofile.org