

Our green



Lesson 1 Think about it

1 No, no, no!


The animals are being bad. Circle the animals who are breaking rules. Draw a line to the rule that they are breaking.

- 1 No cycling.
- 2 Don't drop litter!
- 3 No swimming.
- 4 No fishing.
- 5 No running.
- 6 Don't pick flowers!
- 7 No ball games.



★ Challenge

Make a sign for your classroom.
Write a rule.



Lesson 2 New words

الوصف

Word puzzle

https://t.me/joinchat/AAAAAD_EWepk4rEFCRhhvQ

Find and circle the words in the puzzle.

Some words go from left to right, like this: **SANDWICH**

Some words go from top to bottom, like this:

**S
I
G
N**

R	N	X	S	G	C	T	Y
U	O	B	I	N	Y	E	F
L	G	Q	G	A	C	F	I
E	R	U	N	B	L	H	S
S	A	N	D	W	I	C	H
P	S	D	J	S	N	K	I
K	S	Z	V	R	G	X	N
L	I	T	T	E	R	W	G



I can talk about rules.

☺ yes

☹ sometimes

☹ not yet

Lesson 3 Find out more

1 Wood from trees

Trees give us wood. How do people



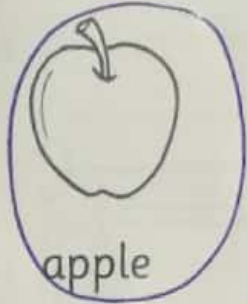
We use wood to make papers.

We use wood to make furniture.

We use wood to make houses.

2 Food from trees

Circle four foods that come from trees.



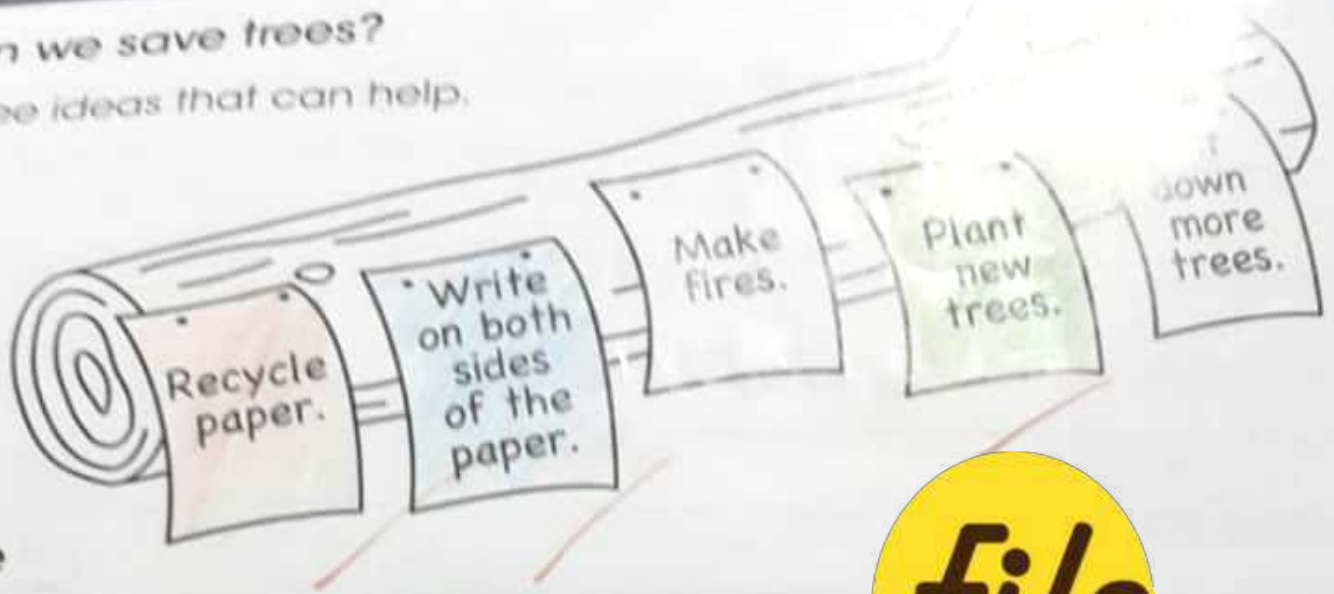
★ Challenge

Write one new fact you learned about trees.

Trees clean the air so that we breathe
fresh air.

Find out more

How can we save trees?
Write down ideas that can help.



What do you do to save trees?
Write about your promise.



I Plant tree.

of paper they use.

ways your school can reduce the amount

Recycle paper



Write in both
side of papers

Make your
hand writing
small

I can talk about trees and why they are im

😊 yes

😐 sometimes

☹ not yet

Lesson 6 My learning

1 Rules at school

What rules do you have at school? Complete the sentence

At school we can plant trees.

At school we can recycle papers.

At school we mustn't cut the trees.

At school we mustn't cut the leaves.


2 Tree vocabulary and facts

Fill in the labels. Use the Word box to help you.

Word box

- | | |
|--------|----------|
| leaves | branches |
| roots | nest |
| bird | soil |
| grass | wood |

WOW



What are trees used for?
 Write three facts.

- 1- we use wood to make paper
- 2- the leaves clean the dirty air.
- 3- the roots suck the water under the ground.

The clever crow

An old crow is looking for water to drink.
He sees a hole in the ground.
At the bottom of the hole, there is some water.
The crow can't reach the water.

The crow thinks and thinks.
'I know what to do!' he says.

There are lots of little stones on the ground.
The crow throws a stone in the hole.
He throws lots of stones in the hole.

Slowly, the hole fills with stones.
The water in the hole gets
higher and higher.

Finally, the crow can reach
the water.
He drinks and drinks.



Challenge

Make a sentence with these words.

crow The very clever. old was

**the old crow was
very clever**

Lesson 8 Words and sounds

1 Mystery picture

Read each word in a shape.

If the word has the **long o** sound, colour the shape **blue**.

If the word has the **short o** sound, colour the shape **green**.

If the word has the **ow** sound in **how**, colour the shape **brown**.



The mystery picture is a brown **GOAT**

goat

Buying plants

Read the conversations. Write the words from each Word box.

الوصف

https://t.me/joinchat/AAAAAD_EWepk4rEFCRhhvQ

Word box

what these this or which

Conversation 1

Boy: What's this?

Ad: This is a bean plant.

Boy: What are these?

Ad: These are carrot plants.

Which do you like better, beans or carrots?



Conversation 2

Boy: Look at that tree in the square pot!

Ad: Yes. That is a lemon tree.

Boy: What are those trees in the round pots?

Ad: Those are orange trees.



Word box

what that those

Read the words from each Word box.

Word box
what these this or which

Conversation 1

Boy: What's this?

Dad: what is a bean plant.

Boy: what are these?

Dad: these are carrot plants.

which do you like better, beans or carrots?



Conversation 2

Boy: Look at that tree in the square pot!

Dad: Yes. this is a lemon tree.

Boy: what are those trees in the round pots?

Dad: that are orange trees.



Word box
that that those



Lesson 10 Writing

1 What must you do?

Look at the picture. Put the words in the correct order.
Write the sentence.

- a sentence begins with a capital letter and ends with a full stop.



hole. a dig

You must


dig a hole



the plant in put the hole.

You must

put the plant in the hole



the hole You fill with soil.
must

you must fill the hole with soil

file
3



must You the plant. wat

you must water the plant

Buying fruit

Number the dialogue to put in the correct order. The first one has been done for you.

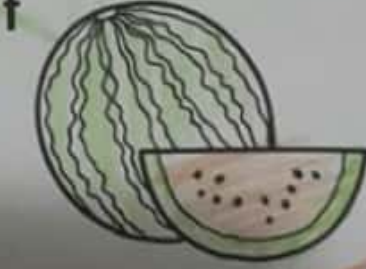
- 3 Fruit seller: Anything else? I have the bananas
- 2 Woman: Yes please I would like some nice
- 4 Woman: Yes, those bananas do look great, I'll have
- 1 Fruit seller: Would you like to buy some fruit?



2 Fruit

Draw lines to match the words to the correct fruits.

- 1 bananas
- 2 oranges
- 3 watermelons
- 4 mangoes
- 5 pineapple
- 6 pears
- 7 lychees



I can go shopping for plants and fruit.

- ☺ yes
- ☹ sometimes
- ☹ not yet

Lesson 12 My learning

1 Word sort challenge

Can you sort all of the words from the *Word box* into the three boxes?

Word box

hope shop about own show mop shout
 blow hot down float no clock now
 grow sock sow snow rope pot out
 hole box go cloud brown pond
 toe lock cow grow home boat
 soap rock brow so moat grown

Words with a long o sound	Words with a short o sound	Words with an ow sound like how
---------------------------	----------------------------	---------------------------------

Answers		
Words with a long o sound	Words with a short o sound	Words with an ow sound like how
hope, blow, grow, hole, toe, soap, sow, go, own, float, snow, grow, so, show, no, rope, home, boat, grown	shop, hot, sock, box, lock, rock, mop, clock, pot, pond	about, down, cow, cloud, brown, shout, now, out



I can use words with a long o sound

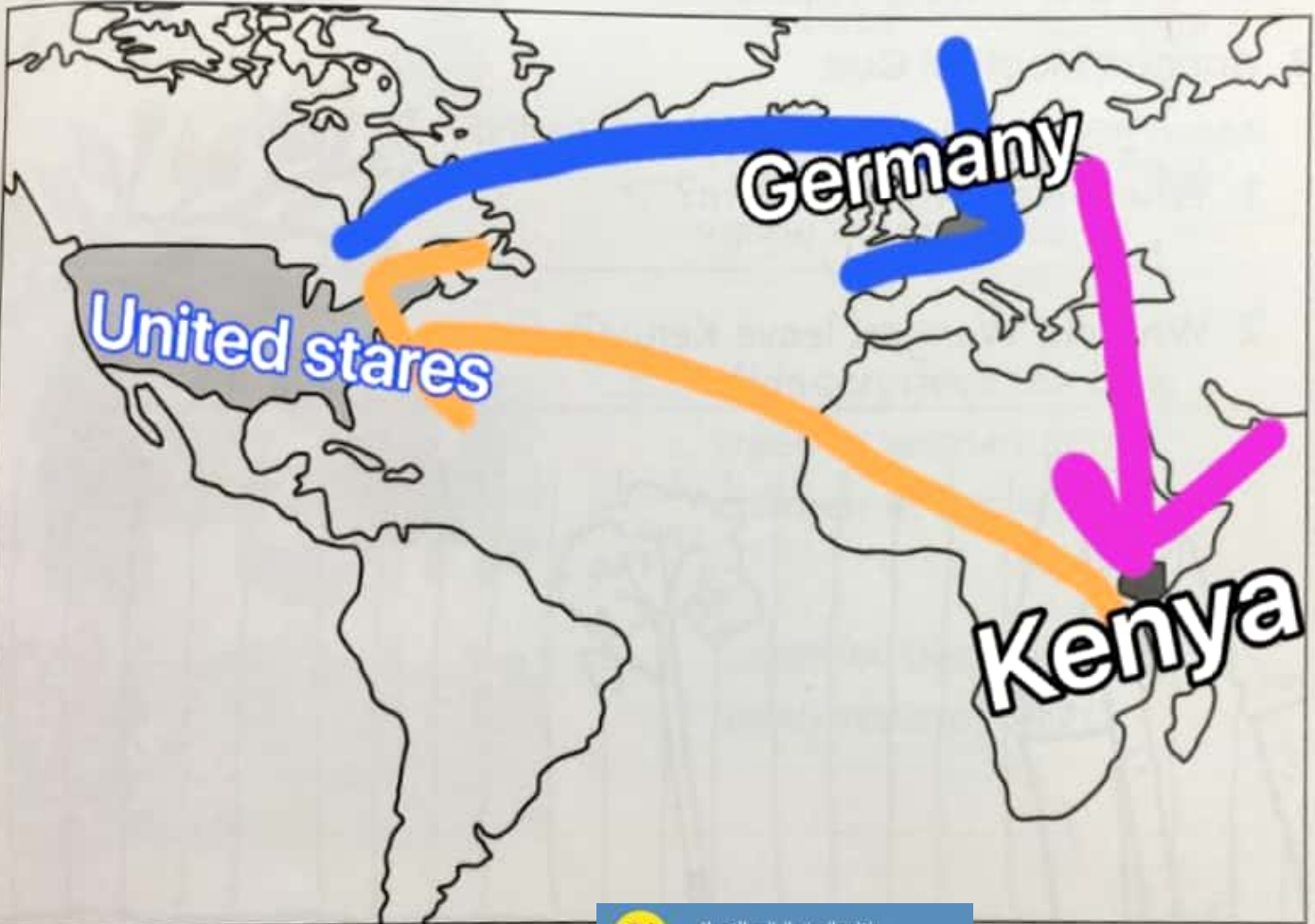
I can use this, that, these and those

Lesson 13 Read and respond

1 Map study

Wangari was born in **Kenya**. She went to school in the **United States** and then **Germany**. Then she came back to Kenya.

Write the names on this map. Draw arrows to show the route Wangari travelled.



ملفات الصف الثالث الابتدائي
فلا بلا

الوصف

https://t.me/joinchat/AAAAAD_EWepk4rEFCRhwQ

1 Planting a little tree

Put the letters in the correct order. Write the numbers on the picture

1 r e e t t r e e _____

2 o i l s s o i l s _____

3 e l h o h o l e _____

4 r e t a w w a t e r _____



2 Wangari Maathai Quiz


Answer these questions about Wangari Maathai

1 Where was Wangari born?

She was born in Kenya

2 Why did Wangari leave Kenya?

She went to school in United State



What happened first? What happened next?

Work with your partner to put these sentences in order.



2 Wangari planted the seeds and watered them.



1 Wangari took seeds from the trees.



5 The trees grew big. Fruit grew on the trees.



3 Wangari gave the little trees to women and children in her village.



4 Together they planted many rows of trees.