

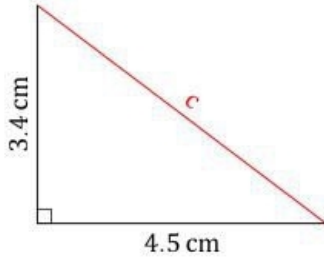
# Pythagorean Theorem (A)

Name: \_\_\_\_\_

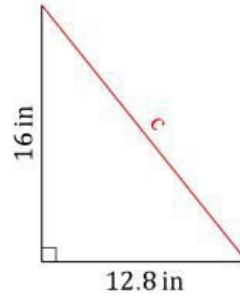
Date: \_\_\_\_\_

Calculate the missing side measurement using  $a^2 + b^2 = c^2$ .

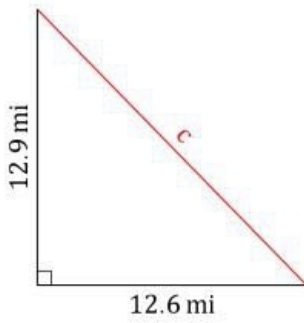
1.



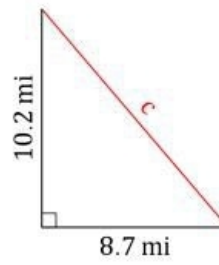
2.



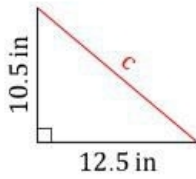
3.



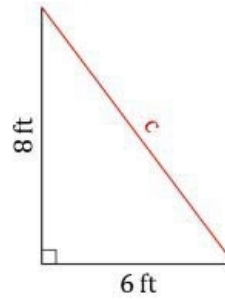
4.



5.



6.



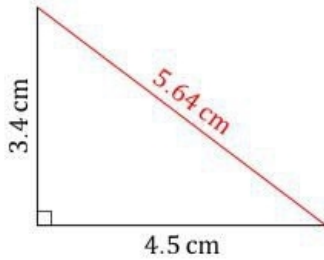
# Pythagorean Theorem (A) Answers

Name: \_\_\_\_\_

Date: \_\_\_\_\_

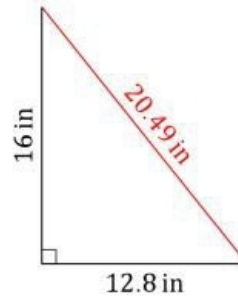
Calculate the missing side measurement using  $a^2 + b^2 = c^2$ .

1.



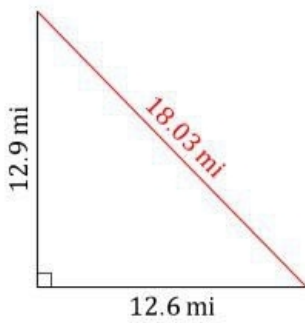
$$4.5^2 + 3.4^2 = c^2$$
$$c = \sqrt{20.25 + 11.56}$$
$$c = 5.64 \text{ cm}$$

2.




$$12.8^2 + 16^2 = c^2$$
$$c = \sqrt{163.84 + 256}$$
$$c = 20.49 \text{ in}$$

3.



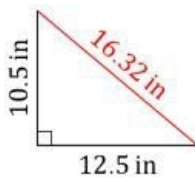
$$12.6^2 + 12.9^2 = c^2$$
$$c = \sqrt{158.76 + 166.41}$$
$$c = 18.03 \text{ mi}$$

4.



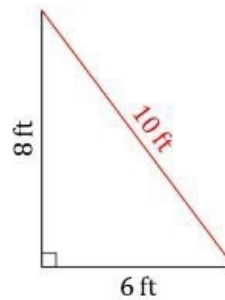
$$8.7^2 + 10.2^2 = c^2$$
$$c = \sqrt{75.69 + 104.04}$$
$$c = 13.41 \text{ mi}$$

5.



$$12.5^2 + 10.5^2 = c^2$$
$$c = \sqrt{156.25 + 110.25}$$
$$c = 16.32 \text{ in}$$

6.



$$6^2 + 8^2 = c^2$$
$$c = \sqrt{36 + 64}$$
$$c = 10 \text{ ft}$$

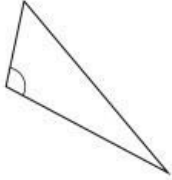
# Classifying Triangles by Angle and Side Properties (A)

Name: \_\_\_\_\_

Date: \_\_\_\_\_

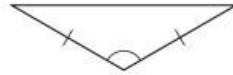
Classify each triangle using its angle and side properties.

1.



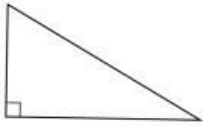
\_\_\_\_\_

2.



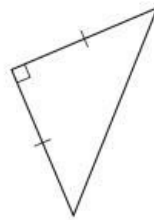
\_\_\_\_\_

3.



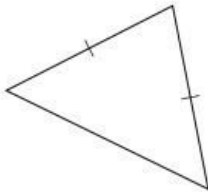
\_\_\_\_\_

4.



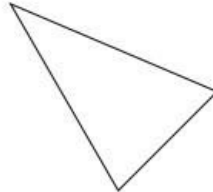
\_\_\_\_\_

5.



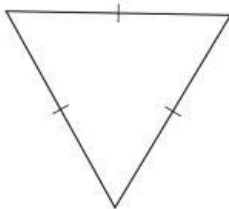
\_\_\_\_\_

6.



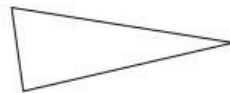
\_\_\_\_\_

7.



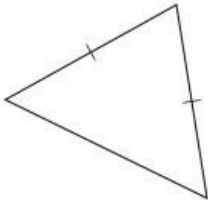
\_\_\_\_\_

8.



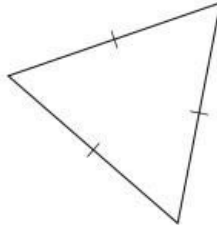
\_\_\_\_\_

9.



\_\_\_\_\_

10.



\_\_\_\_\_

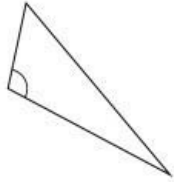
# Classifying Triangles by Angle and Side Properties (A) Answers

Name: \_\_\_\_\_

Date: \_\_\_\_\_

Classify each triangle using its angle and side properties.

1.



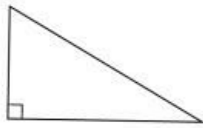
obtuse scalene

2.



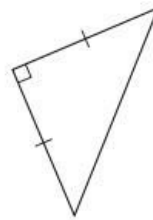
obtuse isosceles

3.



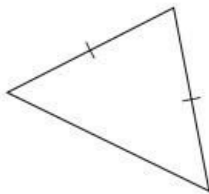
right scalene

4.




right isosceles

5.



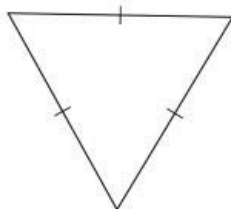
acute isosceles

6.



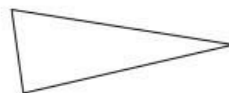
acute scalene

7.



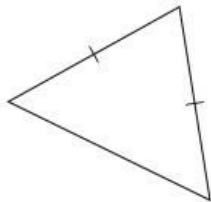
acute equilateral

8.



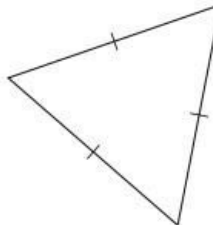
acute scalene

9.



acute isosceles

10.




acute equilateral

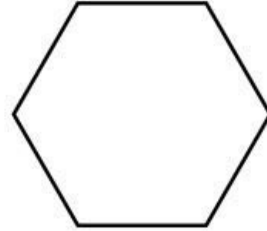
## Identifying Shapes (A)

Identify each shape.

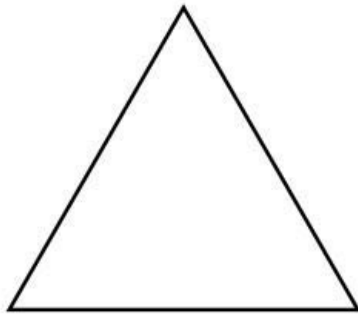
1.



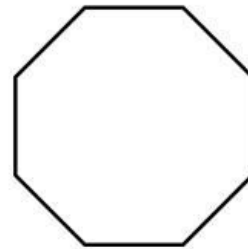
2.



3.



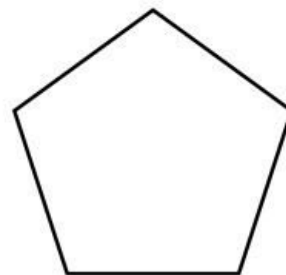
4.



5.



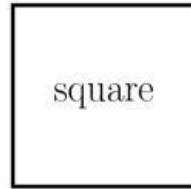
6.



# Identifying Shapes (A) Answers

Identify each shape.

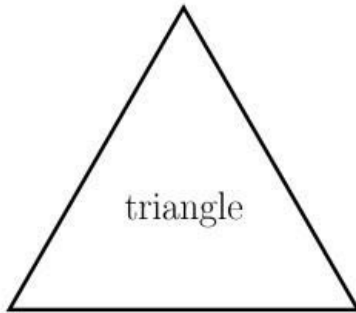
1.



2.



3.



4.



5.



6.

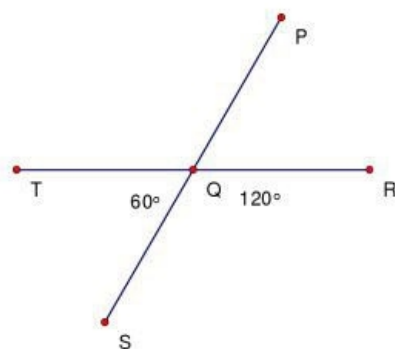
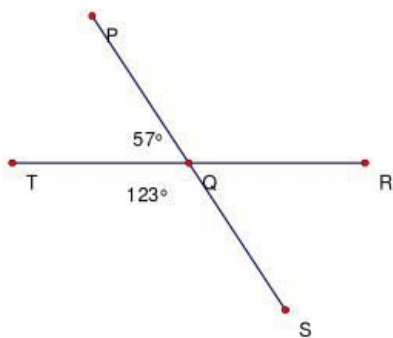
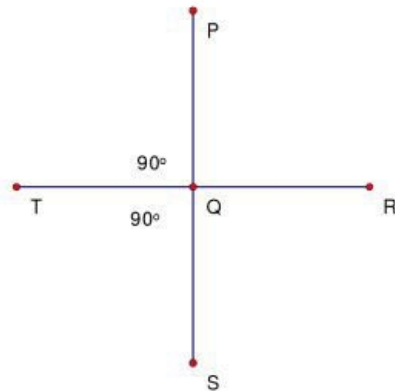
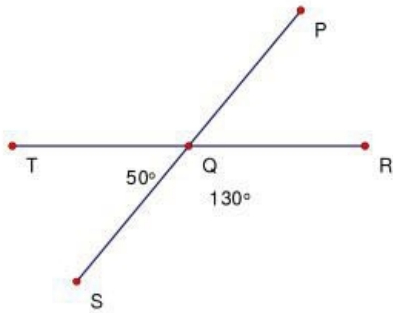
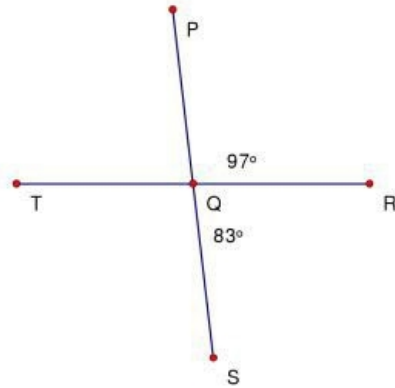
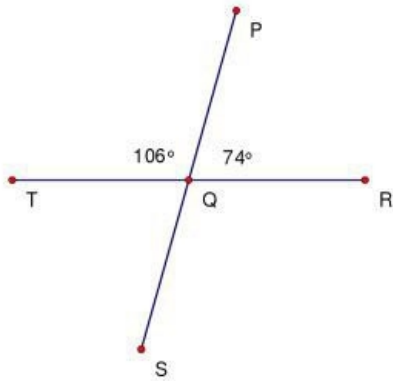


---

## Vertical Angles (A)

---

Instructions: Use your knowledge of vertical angles to find the measurements for all angles.

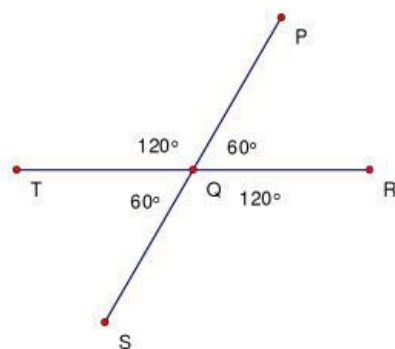
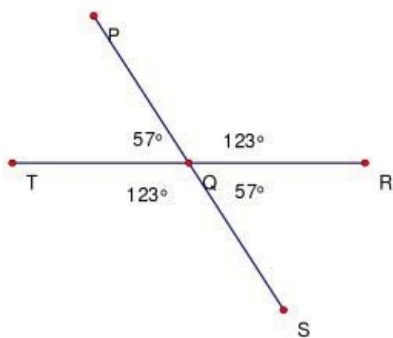
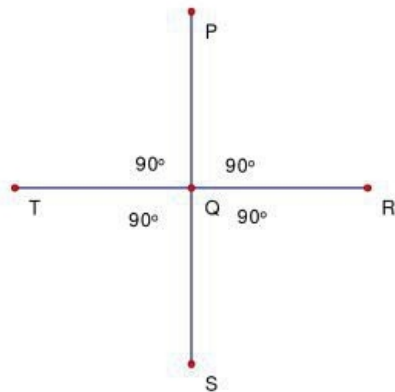
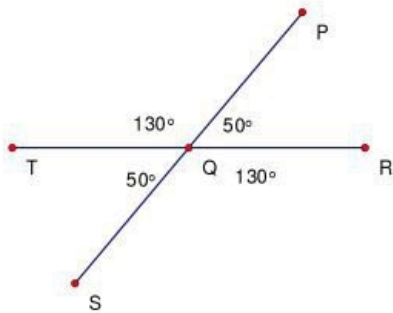
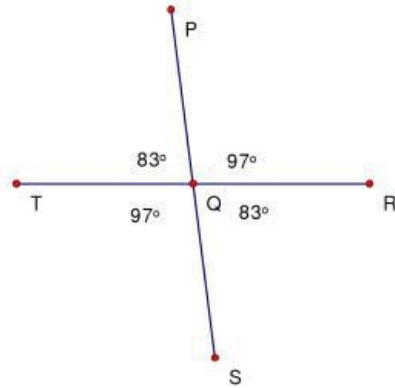
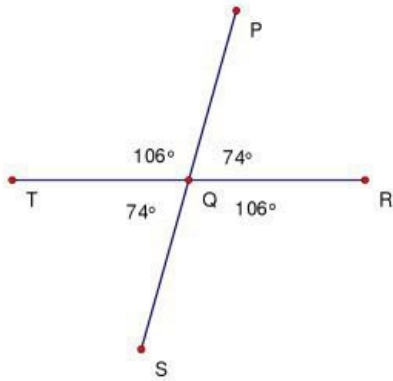


---

## Vertical Angles (A) Answers

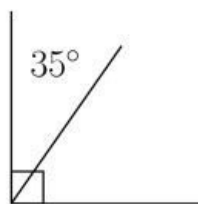
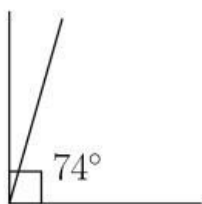
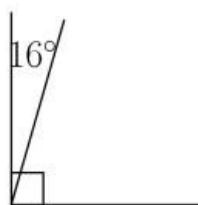
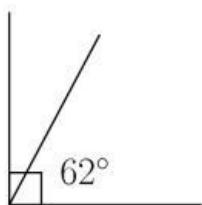
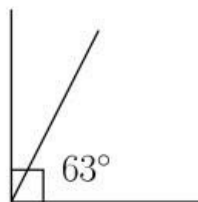
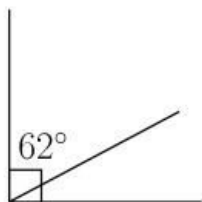
---

Instructions: Use your knowledge of vertical angles to find the measurements for all angles.



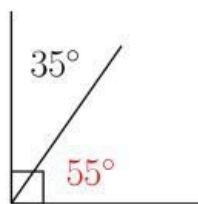
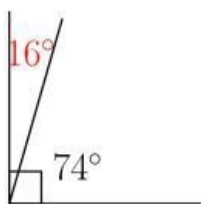
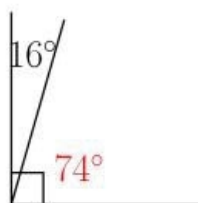
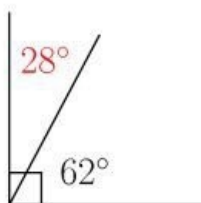
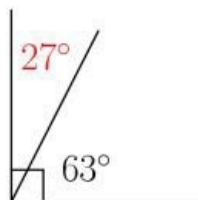
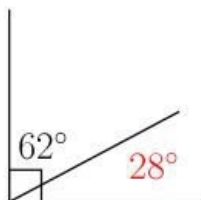
## Complementary Angles (A)

Find the complementary angle measurement for each measured angle.




## Complementary Angles (A) Answers

Find the complementary angle measurement for each measured angle.

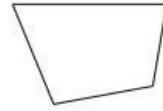


## Classifying Quadrilaterals (A)

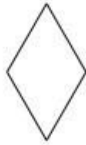
Identify each quadrilateral.



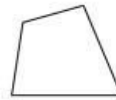
\_\_\_\_\_



\_\_\_\_\_



\_\_\_\_\_



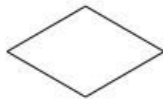
\_\_\_\_\_



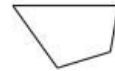
\_\_\_\_\_



\_\_\_\_\_



\_\_\_\_\_



\_\_\_\_\_



\_\_\_\_\_



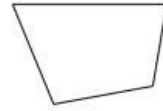
\_\_\_\_\_

## Classifying Quadrilaterals (A) Answers

Identify each quadrilateral.



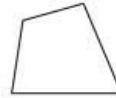
parallelogram



quadrilateral



rhombus



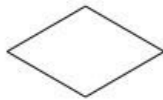
quadrilateral



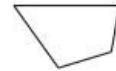
square



square



rhombus



quadrilateral



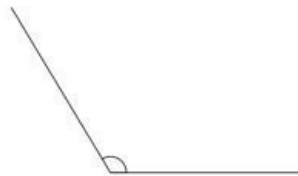
trapezoid



rectangle

## Naming Angles (A)

Name each angle as acute, right or obtuse.

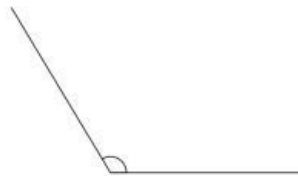


## Naming Angles (A) Answers

Name each angle as acute, right or obtuse.



obtuse



obtuse



obtuse



acute



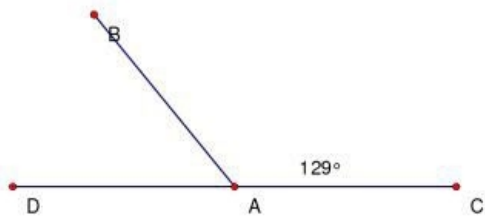
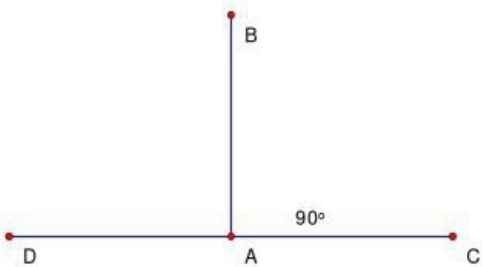
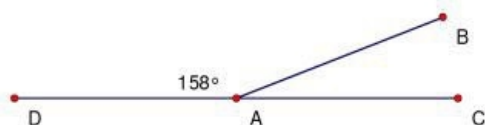
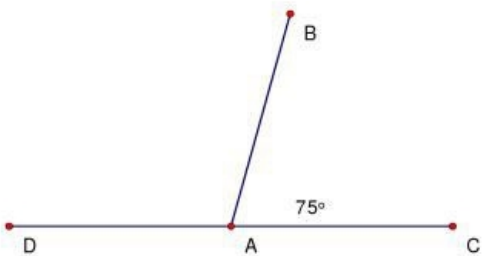
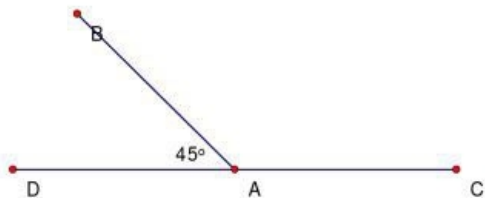
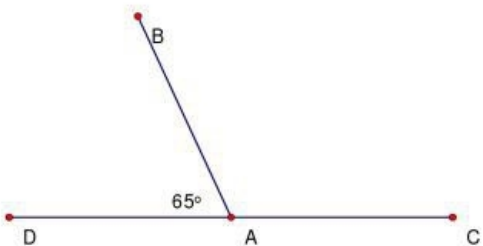
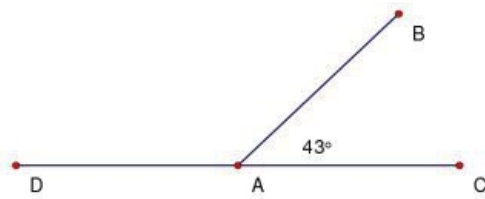
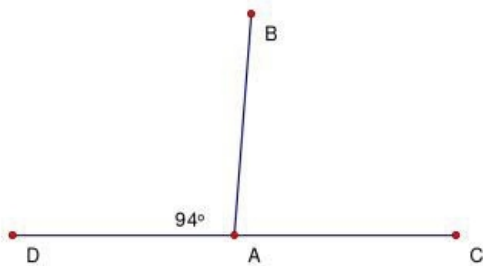
right



acute

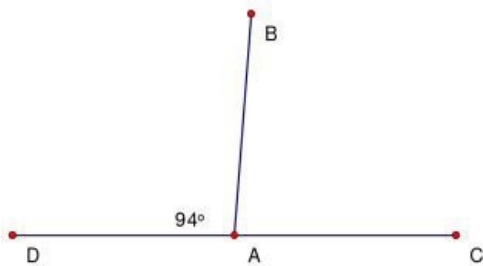
## Supplementary Angles (A)

Instructions: Identify the missing angle measurement in each set of supplementary angles.

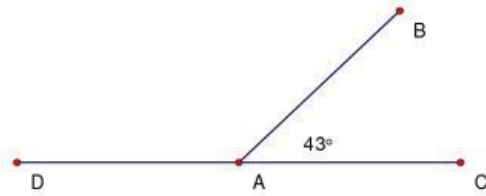


## Supplementary Angles (A) Answers

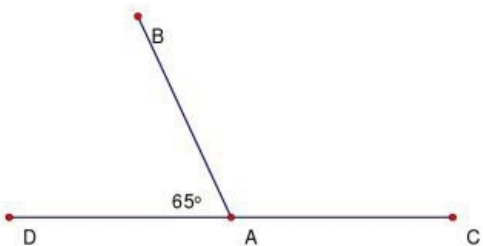
Instructions: Identify the missing angle measurement in each set of supplementary angles.



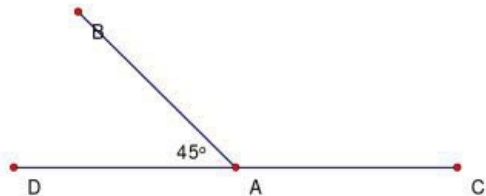
$86^\circ$



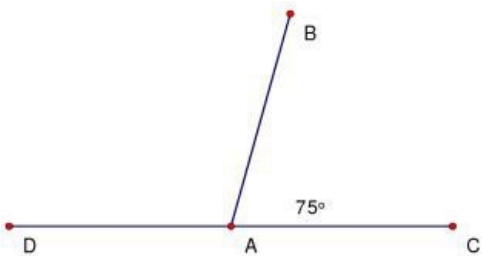
$137^\circ$



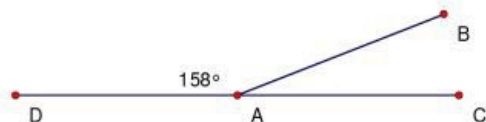
$115^\circ$



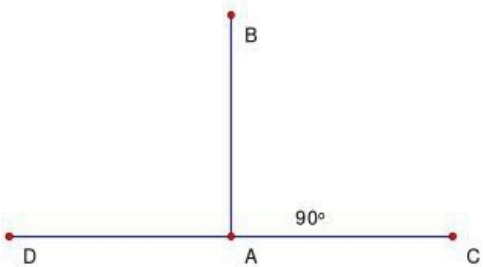
$135^\circ$



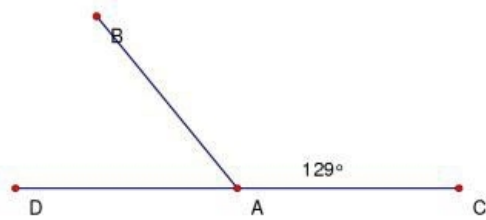
$105^\circ$



$22^\circ$



$90^\circ$



$51^\circ$