

Student ID
Student Name English
Student Name Arabic

UNITED ARAB EMIRATES
MINISTRY OF EDUCATION



الإمارات العربية المتحدة
وزارة التربية والتعليم

English EOT 1 Reading and Writing Examination

Grade 1

15 minutes

Sample

المهارة Skill	المقدّر 1 Marker 1		المقدّر 2 Marker 2		الدرجة النهائية Final Mark	
	الدرجة Mark	التوقيع Sign	الدرجة Mark	التوقيع Sign	بالأرقام In Figures	بالحروف In Words
القراءة Reading						
الكتابة Writing						
المراجع Moderator						
الاسم Name					التوقيع Signature	

Part 1 Reading Exam tip(s)!

1. Read the **instructions**.
2. Read the **questions**.
3. Look at the **pictures**.
4. Look at the **important words**.
5. Circle one answer.

Part 2 Reading Exam tip(s)!


1. Read the **instructions**.
2. Look at the **pictures**.
3. Read the **sentences**.
4. Look at the **important words**.
5. Circle one answer.


Part 1


Read the questions. Look at the pictures.

Circle Yes or No.


There is one example.

Example	Is it a star?		<input checked="" type="radio"/> Yes	<input type="radio"/> No
----------------	----------------------	--	---	---------------------------------

1.	Is it a circle?		<input type="radio"/> Yes	<input type="radio"/> No
----	-----------------	---	----------------------------------	---------------------------------

2.	Is it yellow?		<input type="radio"/> Yes	<input type="radio"/> No
----	---------------	--	----------------------------------	---------------------------------

3.	Is it a penguin?		<input type="radio"/> Yes	<input type="radio"/> No
----	------------------	--	----------------------------------	---------------------------------

4.	Is it a doll?		<input type="radio"/> Yes	<input type="radio"/> No
----	---------------	--	----------------------------------	---------------------------------



/4



Part 2



Read the sentences. Look at the pictures.



Circle the correct answers.

There is one example.

<p>Example</p>	<p>It's a camel.</p>	<p>A</p>		<p>B</p>	
-----------------------	-----------------------------	----------	--	----------	---

<p>5.</p>	<p>This is a teddy.</p>	<p>A</p>		<p>B</p>	
-----------	-------------------------	----------	---	----------	--

<p>6.</p>	<p>They are diamonds.</p>	<p>A</p>		<p>B</p>	
-----------	---------------------------	----------	--	----------	---

<p>7.</p>	<p>There are five books.</p>	<p>A</p>		<p>B</p>	
-----------	------------------------------	----------	--	----------	---

Part 1 Writing Exam tip(s)!

1. Read the **instructions**.
2. Look at the **pictures**.
3. Think of the **correct letters/spelling**.
4. Write **small** alphabet letters in the gaps.
5. Write the letters **carefully**:





s

z

Part 1

Look at the pictures. Write the missing letters.

There is one example.

Example	<u>s</u> n a k e	
1.	__ un	
2.	__ reen	
3.	__ ango	
4.	__ en	10

5.

___ nt



6.

___ en



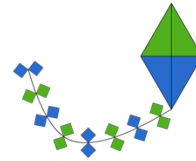
7.

___ um



8.

___ ite



/8