

Al Taweela English writing exam- STUDY GUIDE



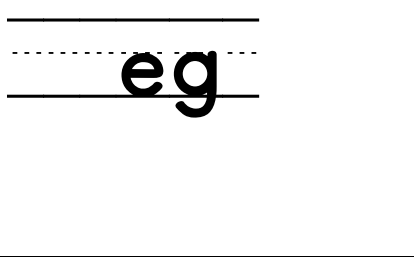
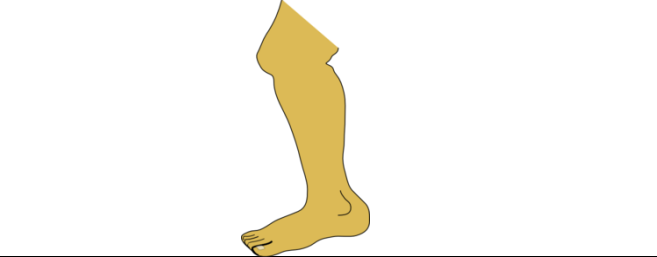
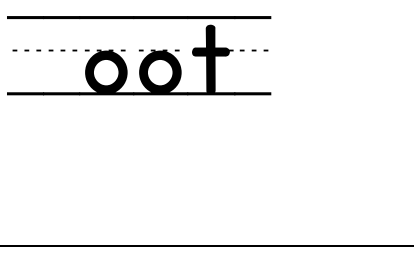
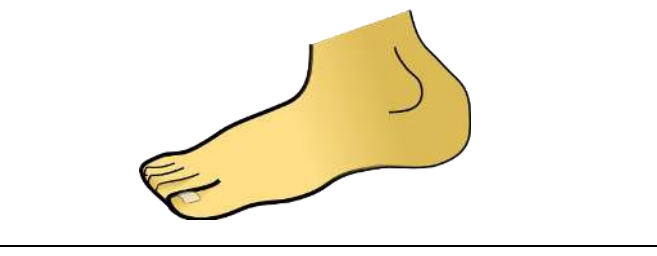


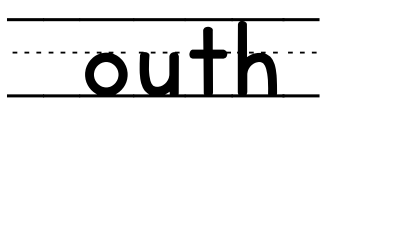

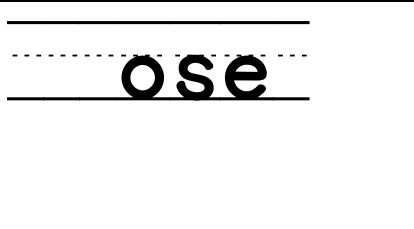
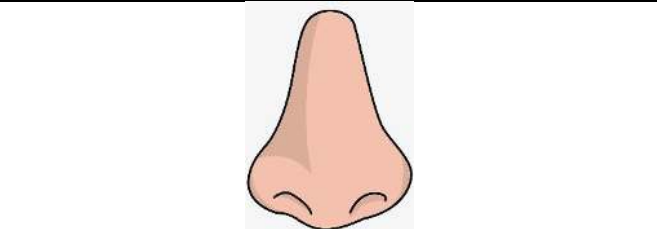
Name: _____

Grade 1







Look at the pictures. **Write** the missing letter/s.

There is one **example**.







My Body

Example		
1.		
2.		
3.		
4.		
5.		

My colors

1.	ink	
2.	gre	
3.	r d	
4.	gree	
5.	lue	
6.	ye__ow	



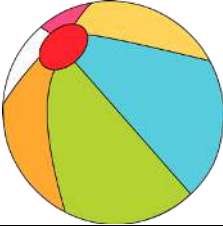
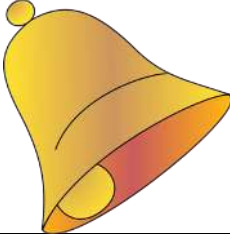


My shapes







1.	iamond	
2.	tar	
3.	hear	
4.	quare	
5.	Trian le	
6.	ircle	

My numbers

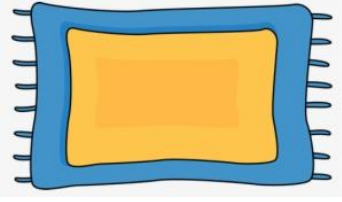








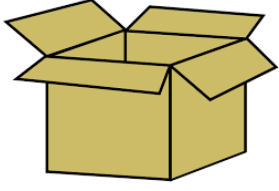




1.	<u>welve</u>	12
2.	<u>leven</u>	11
3.	<u>ourteen</u>	14
4.	<u>ixteen</u>	16
5.	<u>ifteen</u>	15
6.	<u>irteen</u>	13

My letters – write 'ff', 'll' or 'ss'


1.	<p>gira e</p>	
2.	<p>cli</p>	
3.	<p>ba</p>	
4.	<p>be</p>	
5.	<p>dre</p>	
6.	<p>cla</p>	

7.	<p>pu</p>	
8.	<p>co ee</p>	
9.	<p>lo ipop</p>	
10.	<p>je y</p>	
11.	<p>hi</p>	
12.	<p>prince</p>	


My words

<p>r g</p> 	<p>wa er</p> 
<p>ee</p> 	<p>f x</p> 
<p>f n</p> 	<p>y y</p> 
<p>h t</p> 	<p>w ll</p> 
<p>banan</p> 	<p>b x</p> 
<p>j m</p> 	<p>win</p> 
<p>fi</p> 	<p>ave</p> 


ion



oghurt




aguar



ase



la e



violi



fro




egetables



roo




iolet




jea s



rabbi



le on



ungle

