

| |
|----------------------|
| Student ID |
| Student Name English |
| Student Name Arabic |

UNITED ARAB EMIRATES
MINISTRY OF EDUCATION



الإمارات العربية المتحدة
وزارة التربية والتعليم

English EOT 1 Reading and Writing Examination

Grade 3

20 minutes

Sample

| المهارة Skill | المقدّر 1 Marker 1 | | المقدّر 2 Marker 2 | | الدرجة النهائية Final Mark | |
|----------------------|-----------------------|-----------------|-----------------------|-----------------|-------------------------------|---------------------|
| | الدرجة Mark | التوقيع Sign | الدرجة Mark | التوقيع Sign | بالأرقام In Figures | بالحروف In Words |
| القراءة Reading | | | | | | |
| الكتابة Writing | | | | | | |
| المراجع Moderator | | | | | | |
| الاسم Name | | | | | التوقيع Signature | |
| | | | | | | |

Part 1 Reading Exam tip(s)!

1. Read the **instructions**.
2. Read the **sentences**.
3. Look at the **pictures**.
4. Look at the **important words**.
5. Choose the correct answers by drawing a line.

Part 2 Reading Exam tip(s)!

1. Read the **instructions**.
2. Look at the **pictures**.
3. Read the **sentences**.
4. Look at the **important words**.
5. Circle one answer.

Part 1

Read the sentences and match each sentence to a picture.

There is one picture you will not need to use.

There is one example.

Example: Sam has got a new jacket.

1. I can brush my hair.

2. Sara has got a blue book in her backpack

3. I never pack an umbrella.

4. I like taking photographs with my camera.

5. I feel hungry. Where's my lunchbox?



A



B



C



D



E



F



G

Part 2

Complete the sentences. Circle the correct answers.

There is one example.

Example: I _____ go to the supermarket with my mum in the evening.

- A. most
- ☒ B. sometimes

6. The contents page is at the _____ of the book.

- A. beginning
- B. end

7. Where _____ you live?

- A. are
- B. do

8. They're _____ the left.

- A. on
- B. in

9. _____ birds can fly.

- A. Some
- B. Most

10. When I was one, I _____ speak English.

- A. shouldn't
- B. couldn't

/5

Part 1 Writing Exam tip(s)!

1. Read the **instructions**.
2. Look at the **pictures**.
3. Think of the **correct letters/spelling**.
4. Write **small** alphabet letters in the gaps.
5. Write the letters **carefully**:

s ☒
z ☐

Part 2 Writing Exam tip(s)!

1. Read the **instructions**.
2. Look at the **pictures**.
3. Read the **sentences**.
4. Think of the **correct letters/spelling** of the words.
5. Write **small** alphabet letters in the gaps.
6. Write the letters **carefully**:

s ☒
z ☐


Part 1

Look at the pictures. Write the missing letters.


There is one example.


| | | |
|-----------------------|--|---|
| <p>Example</p> | <p>c <u>h</u> <u>a</u> <u>i</u> <u>r</u></p> |  |
|-----------------------|--|---|

| | | |
|-----------|--------------------|--|
| <p>1.</p> | <p>t _ _ _ e t</p> |  |
|-----------|--------------------|--|

| | | |
|-----------|------------------------|---|
| <p>2.</p> | <p>fire en _ _ _ e</p> |  |
|-----------|------------------------|---|

| | | |
|-----------|-----------------|---|
| <p>3.</p> | <p>ti _ _ _</p> |  |
|-----------|-----------------|---|

| | | |
|----|-------------|---|
| 4. | p _ _ _ _ n |  |
|----|-------------|---|

| | | |
|----|-------------|---|
| 5. | s h _ _ _ _ |  |
|----|-------------|---|

/5

Part 2

Complete the sentences by writing the missing words.

There is one example.

Example

I'm not a firefighter, I'm a teacher.




6.

She has _____ a pink hairbrush in her backpack.



7.

There are three young _____ in the picture.



8.

Ostriches can run, _____ they can't fly.

