

Student ID
Student Name English
Student Name Arabic

UNITED ARAB EMIRATES
MINISTRY OF EDUCATION



الإمارات العربية المتحدة
وزارة التربية والتعليم

English EOT 1 Listening Examination

Grade 2

7 minutes

Sample

المهارة Skill	المقَدِّر 1 Marker 1		الدرجة النهائية Final Mark	
	الدرجة Mark	التوقيع Sign	بالأرقام In Figures	بالحروف In Words
استماع Listening				
المراجع Moderator				
الاسم Name			التوقيع Signature	

Part 1 Listening Exam tip(s)!

1. Read the **instructions**.
2. Read the **questions**.
3. Look at the **pictures**.
4. **Listen** carefully for the **important words**.
5. Tick (✓) **one** answer.


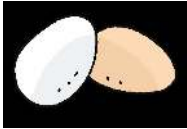

Part 2 Listening Exam tip(s)!

1. Read the **instructions**.
2. Read the **names**.
3. Look at the **picture**.
4. **Listen** carefully for the **important words**.
5. **Match** the names to the picture by drawing a line.




Part 1

Listen and tick (✓) the correct answer.
There is one example.




What does Mum cook for breakfast?

Example	A		B		C	
				✓		

Which is Majid's family?




1.	A		B		C	

What can the boy do?




2.	A		B		C	

Listening

How many tables are in the classroom?

3.	A		B		C	

What does Mahra have?

4.	A		B		C	

/4

Part 2

Listen and look at the picture. Who is it? Match the names to the picture. There is one name you will not use. There is one example.

Khalid

Fatima

**Example:
Khawla**

Hessa

Moza

Ahmad



/4