


# Unit 3

## Ready, steady, go!

Grade 3/.....

Name.....

Year 2016-2017



## عزيزني ولية الأمر :

هذه هي مذكرة الوحدة الثالثة من الكتاب فيها ست دروس ما عدى الدرس الخامس  
ف

هو محذوف من المقرر والدرس السادس سوف يكون مشروع .

## سوف نركز في هذه الوحدة على :

1- أعضاء جسم الإنسان

2- الحركات التي يفعلها في جسمه مثال :

Wiggle my fingers / touch your nose/ nod your head /  
ap your arm / hop on one foot / stand on toes / flap your arms

3- سوف يدرس الطالب عن الطيور وعن استخدامات all / most / some  
وسوف يعرف بعض الحقائق عن الطيور

4- سوف يدرس ويصف الأحاسيس

5- قاعدة المضارع المستمر وكيفية كتابة جمل في المضارع المستمر ب إضافة  
على الأفعال ing

## جدول الواجبات

| الصفحات     | التاريخ |
|-------------|---------|
| 1-2-3-4     | 10-11   |
| 5-6-7       | 13-11   |
| 8-9-10-11   | 14-11   |
| 12-13-14-15 | 15-11   |
| 16-17-18    | 16-11   |
|             |         |
|             |         |
|             |         |
|             |         |

الإملاء Dictation

سوف أرسل جدول الإملاء لاحقا

U3:

## Dictation

Blank writing line for dictation.

Blank writing line for dictation.

Blank writing line for dictation.

Blank writing line for dictation.

Blank writing line for dictation.

Blank writing line for dictation.



هذه الصفحة مخصصة للإملاء

# Unit three : ready ,steady ,go

## Lesson one

match:

1- arm

2- leg

3- foot

4- toes


5- head

6- finger

7- tummy

8- nose


9- hand



# Unit three : ready ,steady ,go

## Lesson one

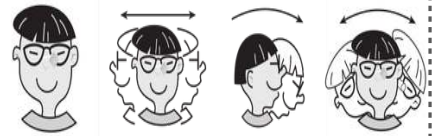
Fill in with your body parts :



Lesson one

match:

1- Nod your head



2- Wave your hands



3- Flap your arms



4- hop on one foot



5- Stand on your toes



6- Touch your nose



7- Wiggle your fingers



8- Fall down




# Unit three: ready ,steady ,go

## Lesson one

Fill in :

1-..... yo



2-..... your hands



3- .....your arms



4- ..... on one foot



5- ..... your toes



6- .....your nose



7- ..... your fingers



8- .....down



Nod

Flap

Wave

Wiggle

Touch

Fall

Hop

Stand

Unit 3  
Lesson 1

Vocabulary

Copy & read

Arm

Leg

foot

Unit 3  
Lesson 1

Vocabulary

Copy & read

hand

finger

nose

Unit 3  
Lesson 1

Vocabulary

Copy & read

Toes

head

hop

Lesson two

Fill in with :

All  
Most  
Some

1-..... birds have feathers.

2- ..... birds lay eggs.

3- .....birds build nests .

4-.....birds cant fly .

Guess the name of the bird :



1- This is bird cant fly but it can run very fast

.....

2- This is bird cant fly but it can swim very fast .

.....

Write about a penguin . What can it do . What cant it do :

.....

.....

Lesson two



Fill in with the name of the bird :

- 1-..... bird has the smallest egg.
- 2- ..... bird has the biggest egg.
- 3- .....don't build nest .

Humming birds      penguins      ostrich

match:

- 1- Humming bird has the smallest egg
- 2-Ostrich has the biggest egg
- 3-Penguin don't build nests
- 3- All birds has feathers
- 4- All birds lay eggs



Unit 3  
Lesson 2

Vocabulary

Copy & read



Ostrich

penguin 

Humming bird



Unit 3  
Lesson 2

Vocabulary

Copy & read



feathers

duck



swan

Lesson three

match:

1- scared



2- unhappy



3- cross

4- puzzled



5- hungry



6- excited

7- tired




8- surprised




Lesson three


Draw how are you feeling




unhappy



scared



excited



Surprised

Match :

- |                                       |                  |
|---------------------------------------|------------------|
| 1-If you are happy and you know it    | Say, “ lets eat” |
| 2- If you are hungry and you know it  | Clap your hand   |
| 3- If you are scared and you know it  | You can sleep    |
| 4- If you are tired and you know it   | You can scream   |
| 5- If you are unhappy and you know it | You can cry      |

Unit 3  
Lesson 3

Vocabulary

Copy & read



unhappy

excited



hungry

Unit 3  
Lesson 3

Vocabulary

Copy & read



scared



tired



cross



Surprised



Puzzled

Lesson four

What are they doing ?

write a sentence for each picture .

Use : **He is , She is , They are**

wave  
run  
drive a car  
clap



قاعدة المضارع المستمر  
نضيف دائما على الأفعال  
ing



.....  
.....

.....  
.....



.....  
.....



.....  
.....

Lesson four

What is Ali doing ?



.....

.....

What is Mona doing ?



.....

.....

Write a sentence about an activity you like .

.....

Write a sentence about an activity you **don't** like .

.....