


English booklet

Grade one
Semester 2



Name

.....

.....

Grade : 1 /.....

Done by:
Noora Alshehhi

Unit 5



My body

My name is



My body part 1

Read and write

nose - eye - head - mouth - ear

This is my



This is my



This is my



This is my



This is my



➤ Re write these words:



eye



nose



ear



mouth



head

My name is

Lesson
1

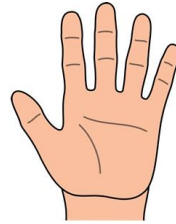


My body part 2

Read and write

Foot - leg - arm - hand

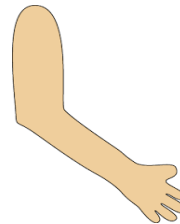
This is my



This is my



This is my



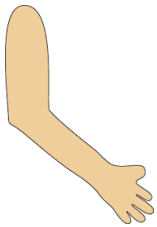
This is my



➤ Re write these words:



hand



arm



leg



foot

My name is

Lesson
1



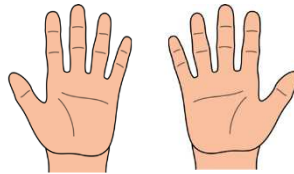
Read and change the words

I have two.....



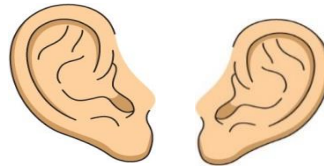
eye

I have two.....



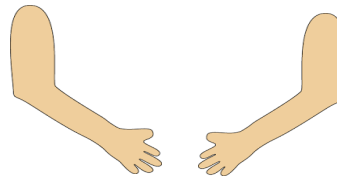
hand

I have two.....



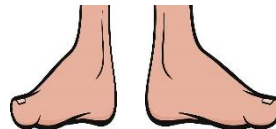
ear

I have two.....



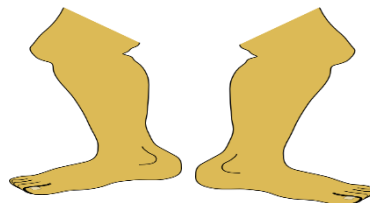
arm

I have two.....



foot

I have two.....



leg

أرجو تدريب الطالب على الجمع والمفرد.

في الجمع فقط نضيف س

اما في كلمة التالية يتغير شكل الكلمة

foot → feet

My name is

Lesson
2



Colors


Read and color

The flower is pink.



pink

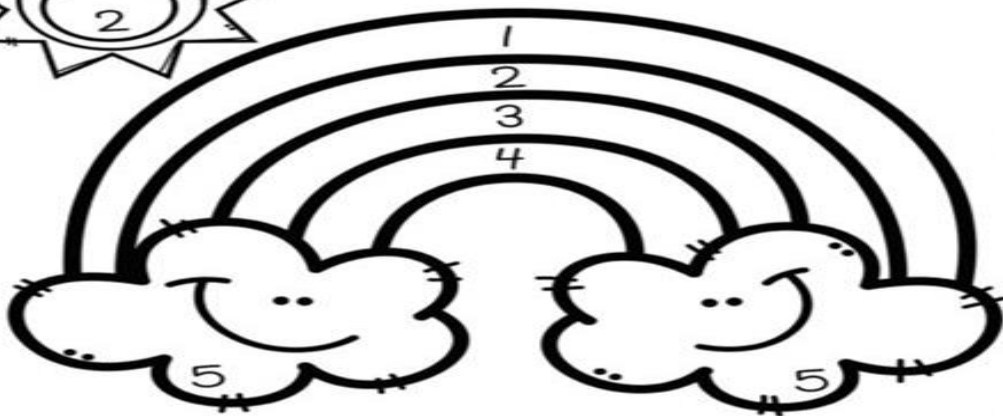
The grapes is purple.



purple



Color the rainbow



- 1. Red
- 2. Yellow
- 3. Green
- 4. Blue
- 5. Grey
- 6. Purple



Read and write

pink . .

pink . .

purple . .

purple . .

rainbow . .

rainbow . .

My name is


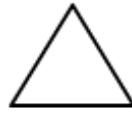
Lesson
3



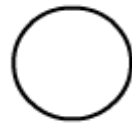

My Shapes

Read, identify and color the correct shape:


circle



rectangle



square



star




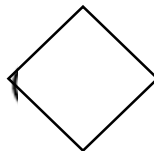
heart



triangle



diamond




My name is

Lesson
4




Jolly phonics

Color H h



Circle H h:



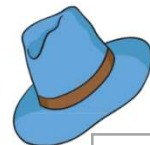
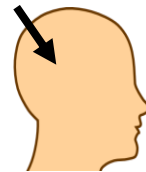

Read and match

Hand

hippo

hat

head



Read and write

H

. . . .


h

. . . .



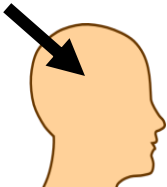
hand

.



hippo

.



head

.



hat

.











My name is

Lesson
5



numbers

Read the number word and color the matching numeral.

 <p>Five</p> <p>4 3 5</p>	 <p>Three</p> <p>4 3 2</p>	 <p>Nine</p> <p>8 9 10</p>
 <p>One</p> <p>2 1 3</p>		 <p>Six</p> <p>6 5 2</p>
 <p>Eight</p> <p>5 6 8</p>		 <p>Four</p> <p>2 4 1</p>
 <p>Two</p> <p>3 2 5</p>		 <p>Ten</p> <p>9 10 8</p>

Read and write

1 one

2 two

3 three

4 four

5 five

6 six

7 seven

8 eight

9 nine


10 ten

11 eleven

12 twelve

Color use the key

blue	yellow	green	red	black	orange	brown	purple	pink
1	2	3	4	5	6	7	8	9




My name is

Adjectives 1


Write

Tall - big - short - small


[]



[]



[]



[]

Describe yourself and your friend

I am

I am

You are.....

You are.....

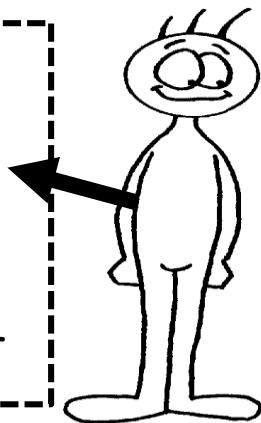
- big
- Tall
- Short
- small

Adjectives 2

Look and circle


Is he tall?

- Yes, he is.
- No, he isn't



Is he tall?

- Yes, he is.
- No, he isn't



Is it small?

- Yes, it is.
- No, it isn't

Is it small?

- Yes, it is.
- No, it isn't

My name is

Lesson
7



Daily habits

Read and match

1- I brush my teeth.



2- I brush my hair.



3- I wash my face.



Read and answer

Is he washing his face?		a) Yes, he is. b) No, he isn't.
Is he brushing his hair?		a) Yes, he is. b) No, he isn't.
Is he washing his hands?		a) Yes, he is. b) No, he isn't.
Is he brushing his teeth?		a) Yes, he is. b) No, he isn't.

My name is

Lesson
8



Jolly phonics

Color R r



Circle R r:



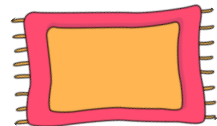
Read and match

Rabbit

red

room

rug



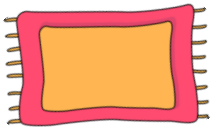
Read and write

R

. . . .

r

. . . .



rug

.



room

.



hed

.



rabbit

.

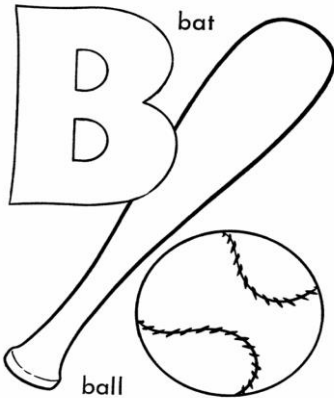
My name is

Lesson
11



Jolly phonics

Color B b



Circle B b:

d d b d d d b d b b d b
b d d b d d b b d d b b
d b d d b d d d b d d b
b d b d b d d b b b b d

Read and match

Bee

ball

bike

banana



Read and write

B

• • • •


b

• • • •



balloon

•



banana

•



bee

•



bike

•

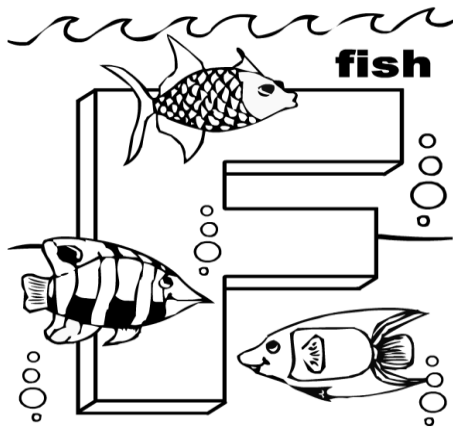
My name is

Lesson
14



Jolly phonics

Color F f



Circle F f:

f c F e
a F d f
f p F i m


Read and match

Face

fan

Fish

frog



Read and write

F

• • • •

f

• • • •



Fish

•



face

•



frog

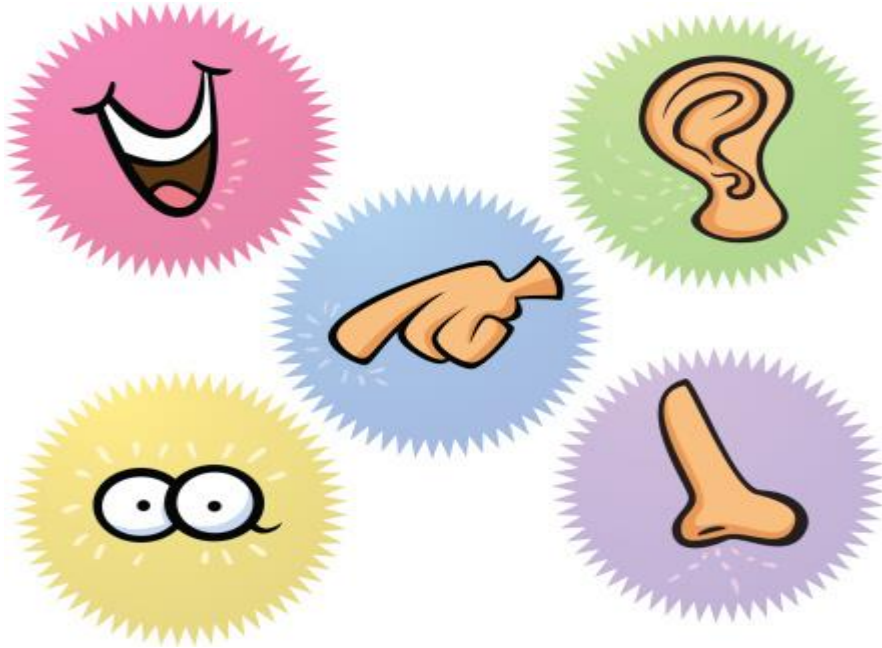
•



fan

•

Unit 6



Our senses

My name is


Lesson
1




My senses

- Fill the gap with correct words:

hear , smell , taste , see , feel

1. I can _____ with my eyes. 

2. I can _____ with my hand 

3. I can _____ with my nose. 

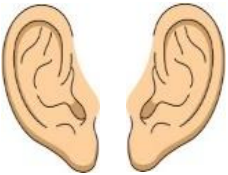
4. I can _____ with my ears. 

5. I can _____ with my mouth. 

Read and write



Smell .



hear .



See .



taste .



Feel .

Read and circle [can - can't]

The dog

can
can't


fly.



The fish

can
can't

run.



She

can
can't

run.



The lion

can
can't


run.



He

can
can't

smell the flower.



My name is


Lesson
2



colours

Read and colour:

grey



The elephant is grey.

Read and write


grey

grey

My name is

Jolly phonics

Color L l



Circle L l:





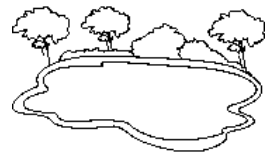
Read and match

Lion

Lake

lemon

leg



Read and write

L

.

.

.

.


l

.

.


.

.




Lion

.



lemon

.



Lake

.



Leg


.


My name is

Lesson
4+10 


numbers

Count and circle the right numbers

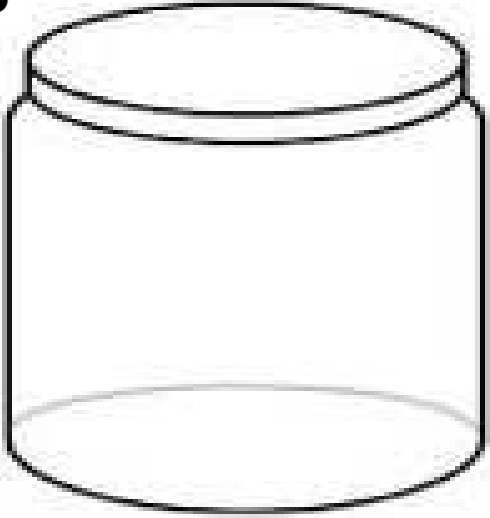
	11 12 13 14
---	-------------

	11 12 13 14
---	-------------

Draw 13 candies



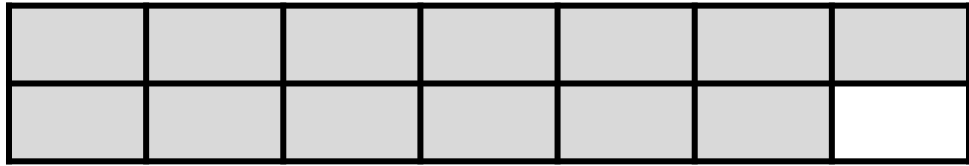
Draw 14 candies



complete


7	8	9	10	11	12
---	---	---	----	----	----	------	------

Count and write



13 . . .

thirteen .



14 . . .

fourteen .

My name is

Lesson
5



Food

Read and match


Olives



rice



burger



Pita bread



dates



yogurt




Read and write



yogurt .



olives .



Burger .



pita bread .



dates .




rice .

like/dislike

- look and circle the correct answers:


1. I _____ dates.

- like
- don't like




2. she _____ yoghurt.

- likes
- doesn't like




3. My mum _____ burgers.

- likes
- doesn't like



4. I _____ dates.

- like
- don't like



القاعدة في السؤال like/dislike أمثال:

I + you → like & don't like







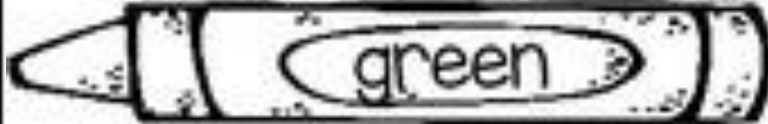
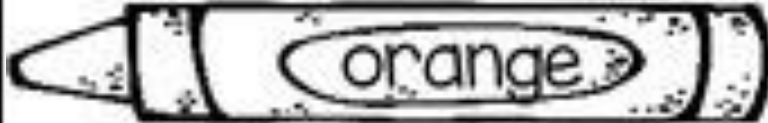

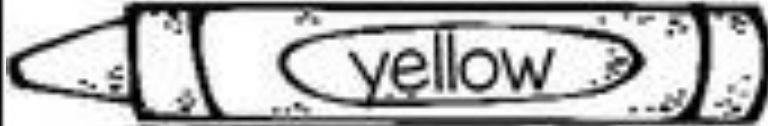

He + She → likes & doesn't like

My name is


Lesson
8



I Know My ... COLORS!



Color the stars



- Color the stars
1. Red
 2. yellow
 3. green
 4. Blue
 5. Orange
 6. black
 7. Grey
 8. Purple
 9. Pink
 10. white

My name is

Lesson
9




Jolly phonics



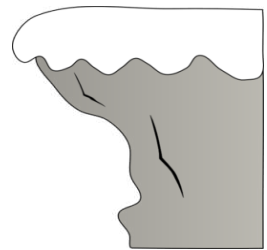
gira _ _ e



co _ _ ee



pu _ _



cli _ _

Read and write

ff . . .

My name is

Lesson
11

He/she has got ...

Look and describe the pictures:

1. He has got hair.

- curly
- straight



1. Her hair is

- short
- long


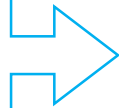


Draw and write about your family member:

He's got hair.

His hair is

He's got eyes.



القاعدة:

وصف نوعية الشعر (مجعد\أملس) ولون الشعر والعيون
(بني\أسود\أزرق\أخضر)

He has got (black\brown) hair.


She has got (curly\straight\long\short) hair.

He has got (blue\green) eyes.

Read and write



curly.



straight.


She's
He's

{ curly
straight }

hair.



Long .



short.

her
his

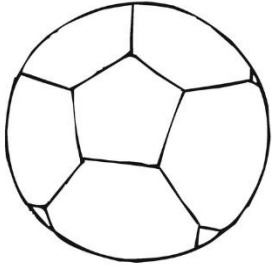
hair is

{ long
short }

My name is

Lesson
13

Jolly phonics





ba__



be__



Lo__ipop



je__y


Read and write


ll . . .

My name is


Numbers

Count and circle the right numbers

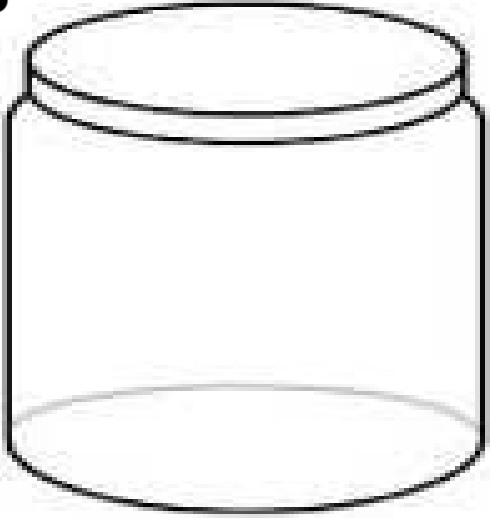
	11 12 13 14
---	-------------

	12 16 14 15
---	-------------

Draw 15 candies



Draw 16 candies



complete

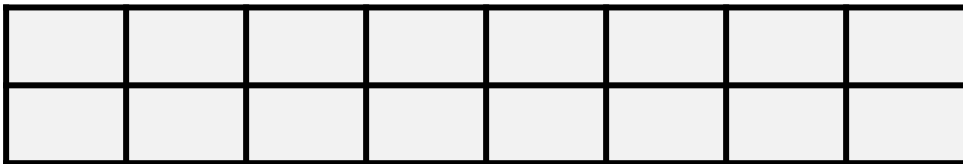
9	10	...	12	13	14
---	----	-----	----	----	----	------	------

Count and write



15 . . .

fifteen .



16 . . .

sixteen .

My name is

Lesson
16



Jolly phonics



Prince__



dre__

ss



cla__



hi__

Read and write

SS

.

.

.

My name is

Lesson
17



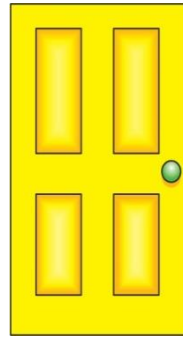
He/she has got...+
I'm ..

Circle:



I'm a

- a) princess
- b) dress



I'm in

- a) ball
- b) class



He's got a

- a) ball
- b) dress



She's got a

- a) class
- b) lollipop





She's got a

- a) dress
- b) lollipop

He/she → has got...
I'm ..

How many?

Circle the correct answer:





There are books.

- a) sixteen
- b) fourteen

There are bags.

- a) ten
- b) twelve



There are chairs.

- a) eleven
- b) thirteen

There are desks.

- a) fifteen
- b) eighteen

القاعدة في السؤال How many مثال:

How many pencils are there?

الإجابة: There are eleven pencils.

Unit 7



How are you?

My name is

Lesson
1

Feeling part 1

Match:


1. He feels hot



2. She feels cold.



3. He feels hungry.



4. She feels tired.



Read and write




Cold .



Hot .



hungry .



tired .

I feel

{ Hot
Cold
Hungry
tired .

My name is

Lesson
1



Feelings part 2

Match:

1. He feels worried.



2. He feels sad.



3. She feels happy.



4. He feels thirsty.



Read and write



happy.



sad.



worried.



thirsty.

I feel

{
happy
Sad
worried
thirsty


My name is

Lesson
2



His / her

Color and write:



His hair is

His hat is

His eyes are

His ears are

His nose is

His mouth is

My name is


Lesson
3




Jolly phonics

Color J j

www.thesingingwalrus.com



Circle J j:



Read and match

Jar


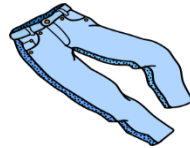
jeans

jungle

Jam

Jelly

jaguar



Read and write

J

. . . .

j

. . . .



jar

.



jeans

.



jungle

.



jam

.



jelly

.



jaguar

.

My name is



Describing people

Read and match

Clever



Friendly



Kind



funny



Write one sentence.

My friend	is	Clever	.
My friend <u>S</u>	are	Friendly Kind funny	

Read and write



Kind .



friendly .



clever .



funny .


My name is

Lesson
8




shapes


➤ Read and draw.




three hearts



a small circle



a big star




six squares

My name is

Lesson
9

Jolly phonics

Color Vv



Circle Vv:

V	a	k	b	v
g	t	v	l	V
u	d	r	V	I
v	U	V	P	u
U	a	u	v	S
Z	V	n	b	u
s	p	u	V	R
V	x	v	U	m

Read and match



Van

Violin

Vegetable

Vase

violet



Read and write

V

• • • •

v


• • • •



Vase .




violin .



Vegetable .



Violet .



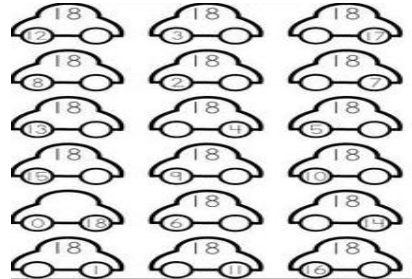
van .

My name is

Lesson
10+15 

Numbers

- Read, trace and write:



Seventeen

eighteen

Draw 17 candies



Draw 18 candies



complete

11	12	13	...	15	16
----	----	----	-----	----	----	------	------

Count and write

17 . . .

seventeen .

18 . . .

Eighteen .

My name is

Lesson
11



like / dislike / love

1. I like happy.

- feel
- feeling

2. She loves books.

- reading
- reads

3. He dislikes yogurt.

- drink
- drinking

4. I love cold.

- feeling
- feel

القاعدة في السؤال love/ like/dislike مثال:

Like/dislike/love +v(ing)


I like feeling happy.

My name is

Lesson
13

Jolly phonics

Color Ww



Circle Ww:



Read and match


Water

Wind

Wall

wave


window



Read and write

W

w



Wall



water



Window



wave



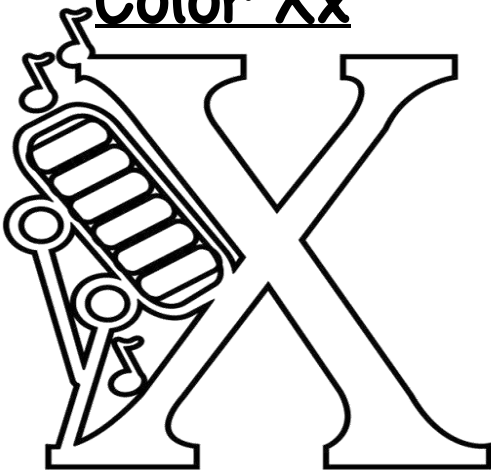
wind

My name is

Lesson
16 

Jolly phonics

Color Xx

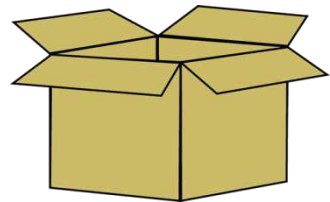


Circle Xx:


X	X	Y	x	x	X	X
x	v	x	k	W	x	
x	A	X	X	Z	X	
x	i	I	x	y	x	
x	K	T	X	V	X	
X	X	X	x	t	x	x

Read and match

Fox



box



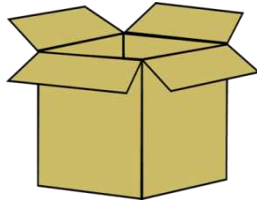
Read and write

X

• • • •


x

• • • •



box

• •



fox

• •


My name is

Lesson
16




Jolly phonics

Color Yu



Circle Y y:



Read and match

Yoyo



yogurt



Read and write

y

• • • •

y

• • • •



yogurt

•



yoyo

• •

My name is

Lesson
17



Questions

➤ Read and answer:

What is your name?

My name is

How old are you?

I'm years old.

How are you?

I'm fine thank

How do you feel?

I feel

