

مذكرة مراجعة للصف الاول
الاساسي لمادة الرياضيات

www.almanahj.com

الاسم :

الصف :

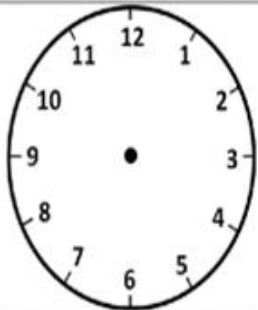
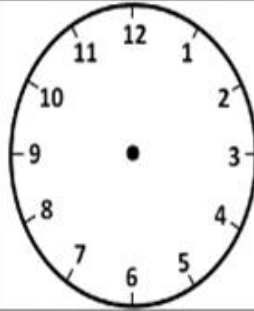
الساعة



2:20



4:30



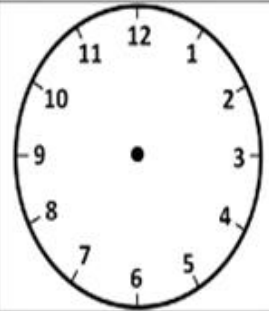
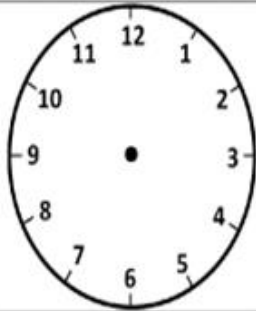
12:30



9:30



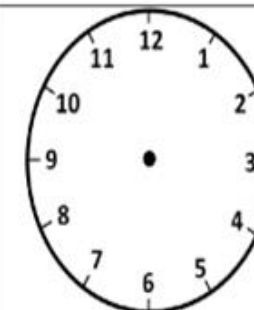
3:30



5:00



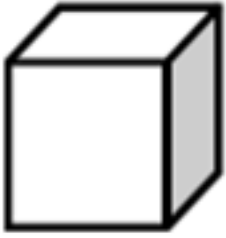
7:30



12:00



الاشكال ثلاثية الابعاد



أسطوانة

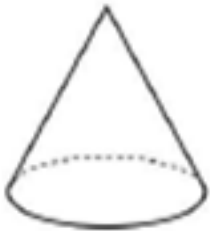


منشور
مستطيل



www.almanahj.com

مخروط



مكعب

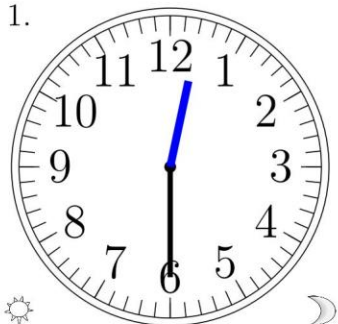


كرة

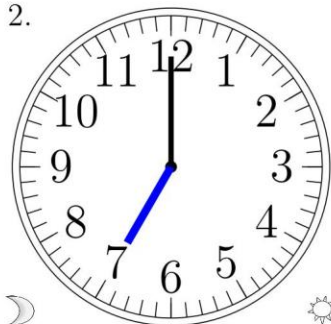
Reading Analog Clocks (J)

Read each time and write it in the space under the clock.


1.



2.



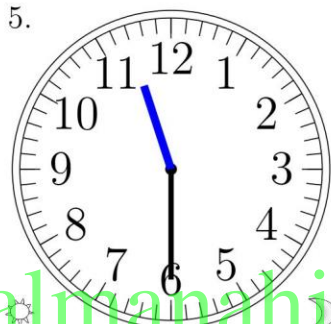
3.



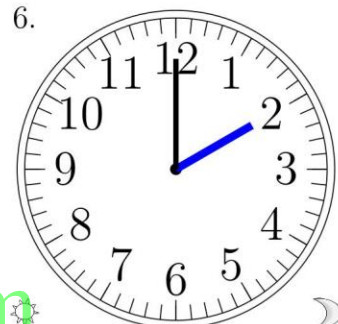
4.



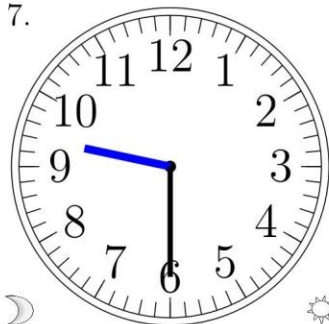
5.



6.



7.




8.



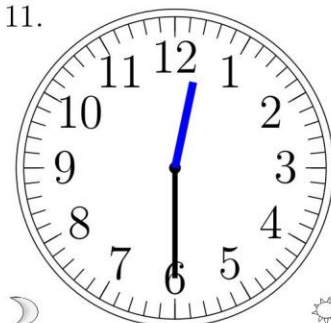
9.



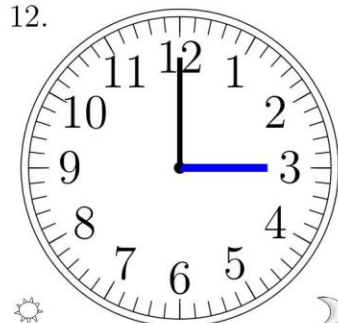
10.



11.

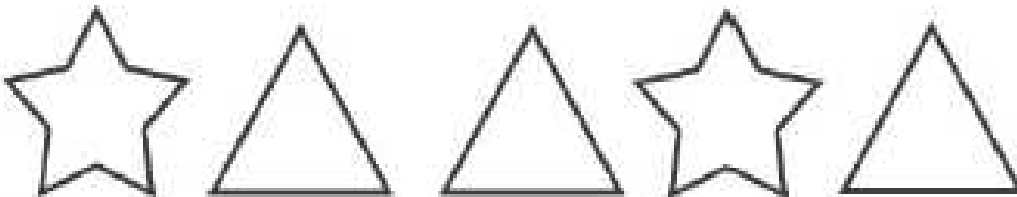
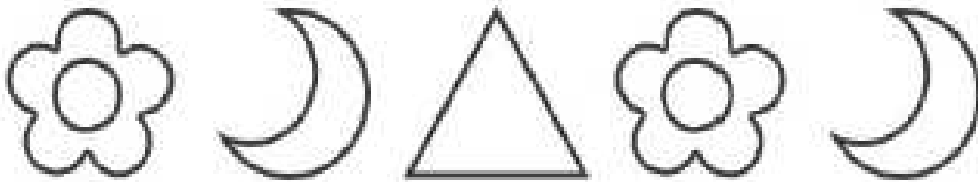

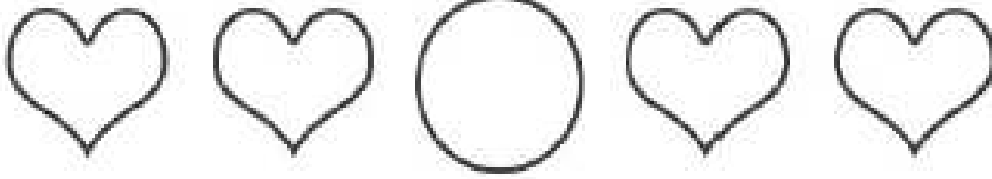


12.



www.almanahj.com




أكمل النمط



www.almanahj.com




Name _____ Date _____

Read the time below each clock. Draw the hands on the clock to match the time given.



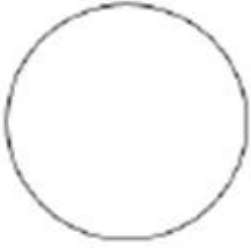
2:30 **9:00** **4:00** **11:30** **8:30**

www.almanahj.com



6:00 **7:30** **10:30** **1:00** **3:00**

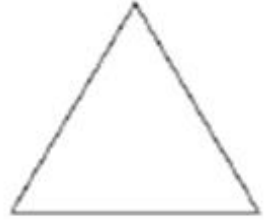
كم عدد الاضلاع



1 0 2



2 3 4



3 1 2



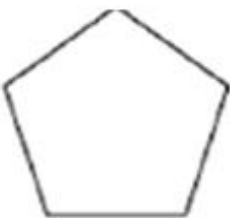
4 2 5



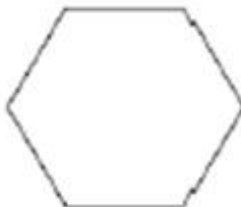
2 5 4



0 1 2



6 5 4



9 8 6


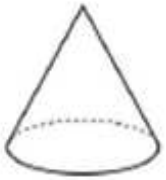



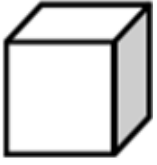


8 10 6

www.almanahj.com

الإشكال الهندسية

صل الاسم بالشكل المناسب :



1- أنا شكل ثلاثي لي وجه واحد ورأس واحد

2- أنا شكل ثنائي عدد رؤوسي صفر

3- أنا شكل ثنائي عدد أضلاعي 4 وجميع أضلاعي بنفس الطول

4- أنا شكل ثلاثي متكون من 6 مربعات

5- أنا شكل ثلاثي لي وجهان

6- أنا شكل ثنائي لي ثلاثة أضلاع

7- أنا شكل ثلاثي لي ثمانية رؤوس ووجهي مستطيل

8- أنا شكل ثنائي لي أربعة أضلاع ضلعان لهم نفس الطول

9- أنا شكل ثنائي لي أربعة رؤوس ضلعان لهما نفس الطول والضلعان مختلفان

Name _____

Date _____

Circle the time below each clock that correctly tells the time.



- a. 6:05
- b. 5:30
- c. 5:06



- a. 4:60
- b. 12:04
- c. 4:00



- a. 11:00
- b. 11:60
- c. 12:11



- a. 2:06
- b. 2:30
- c. 6:02



- a. 4:30
- b. 4:06
- c. 6:04



- a. 6:09
- b. 9:06
- c. 6:30



- a. 8:00
- b. 8:60
- c. 12:08



- a. 1:00
- b. 1:60
- c. 12:01



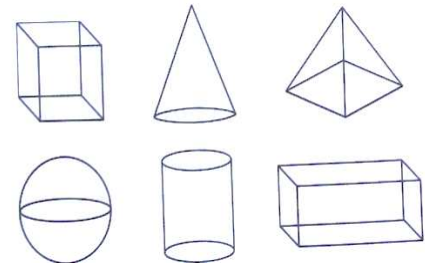
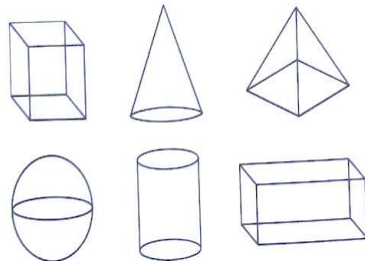
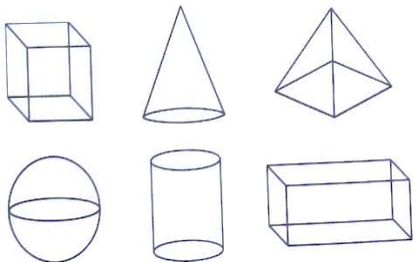
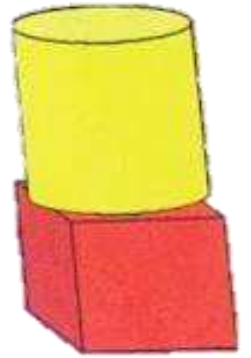
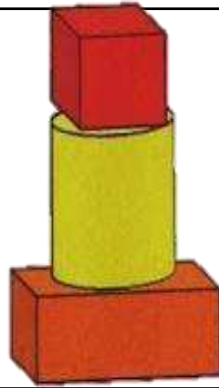
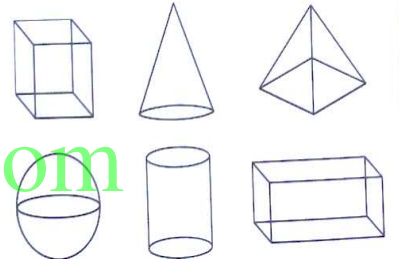
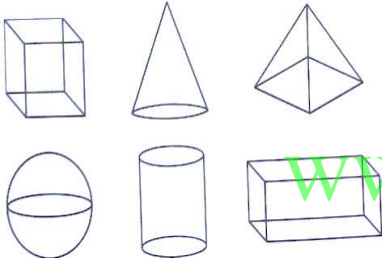
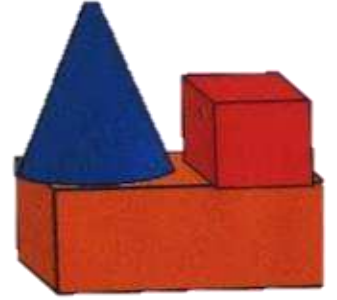

- a. 11:30
- b. 11:06
- c. 6:11



- a. 12:30
- b. 6:00
- c. 6:60

www.almanahj.com

اختر الشكل المركب

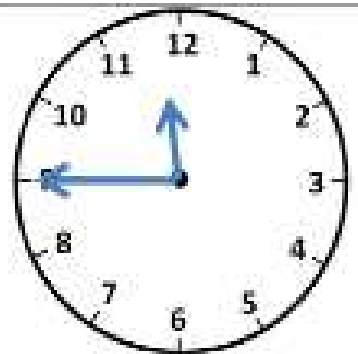


الساعة



www.almanahj.com



الساعة





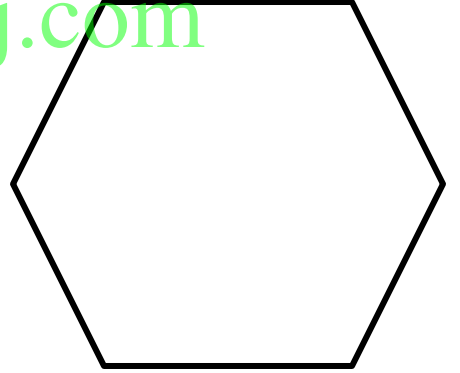
www.almanahj.com

النصف




ارسم خطا مستقيما ينصف الاشكال التالية الى نصفين متساويين



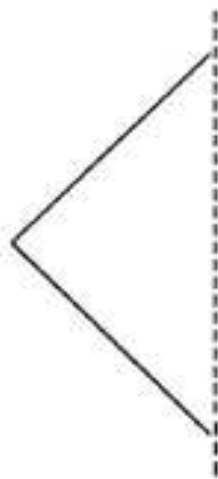
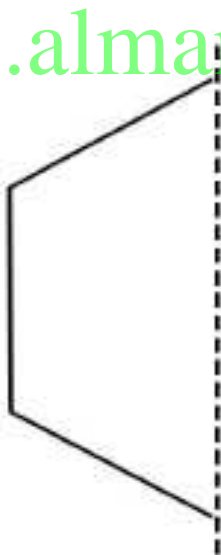
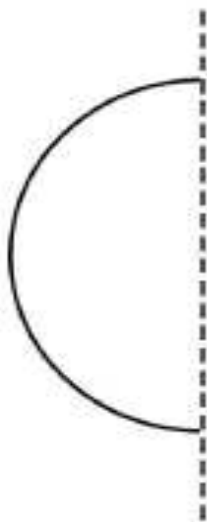
www.almanahj.com



ارسم النصف الناقص



www.almanahj.com



الساعة



www.almanahj.com



Match the time



11:00



2:00



4:00

www.almanahj.com



1:00



10:00



7:00

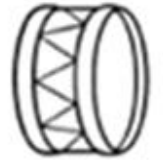

الاشكال ثلاثية الابعاد

كرة

وجهان دائريان



وجه مربع

وجه دائري



www.almanahj.com



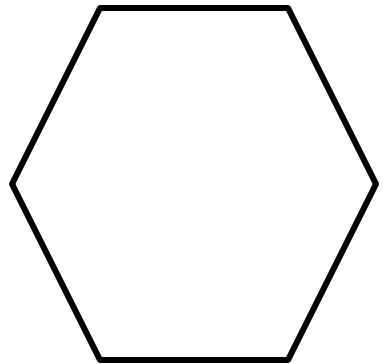
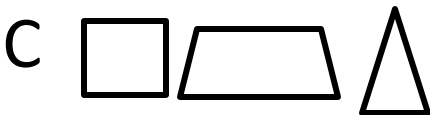

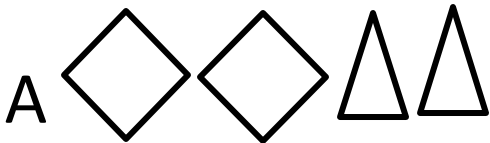
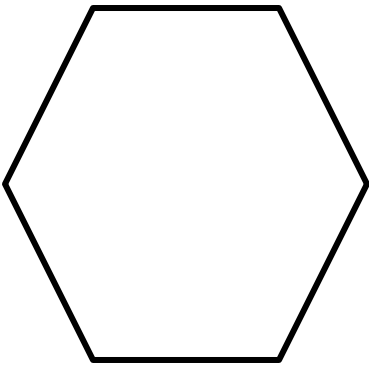

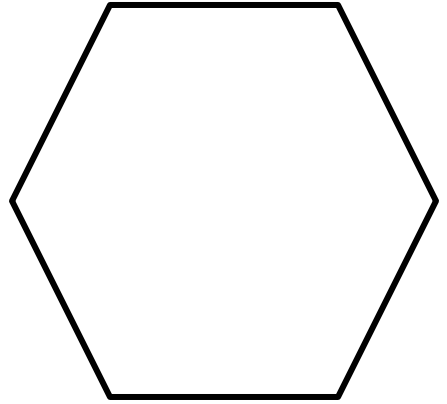
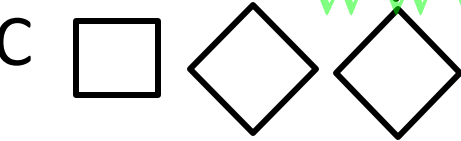
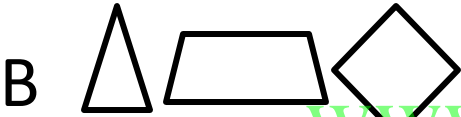

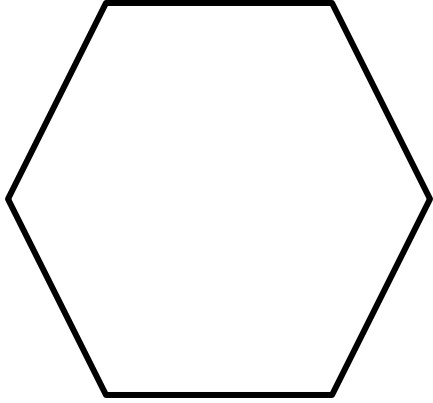
الساعة



www.almanshij.com

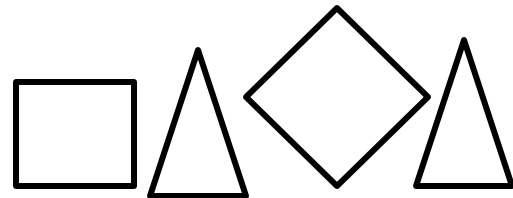
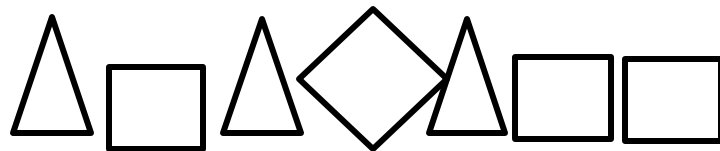
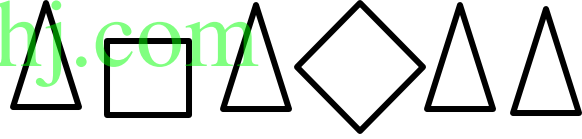
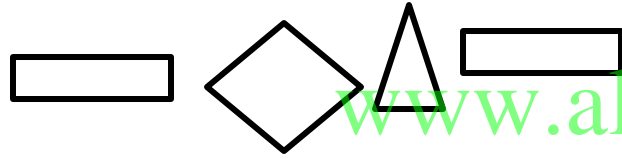
الاشكال المركبة

ضع دائرة على الشكل المكونه منه :





الاشكال المركبة

ضع دائرة على الشكل المكونه منه :



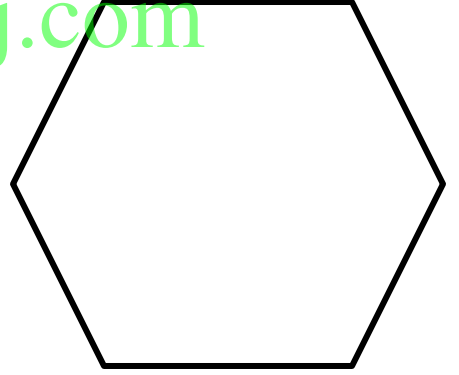


اربعة أجزاء متساوية

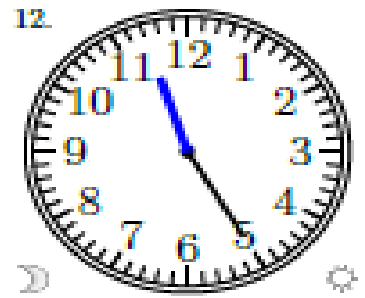
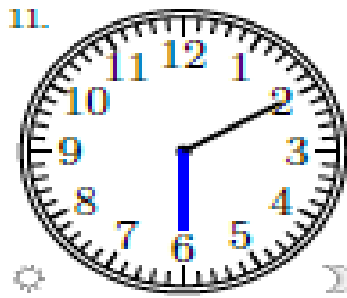
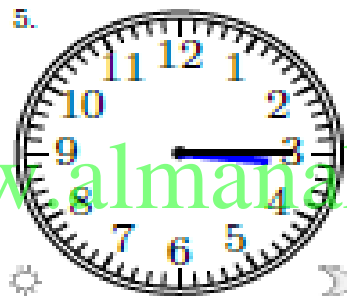
ارسم خطا مستقيما يقسم الاشكال التالية الى أربعة أقسام متساوية



www.almanahj.com



الساعة



www.almanahj.com

Draw the time shown on each clock.

1.



4:00

2.



2:00

3.



11:00

4.



12:00

5.



1:00

6.



8:00

7.



10:00

8.



3:00

9.




9:00

www.amanahj.com

Write the time below each clock.

1.



2.



3.



4.



5.



6.



7.



8.



9.

