

# Look in a book

## Lesson 1 Think about it

### 1 Write about yourself

Answer the questions. Put a full stop at the end of each sentence.

1 What's your name?

My name is Mennah.

2 How old are you?

I'm 8 years old.

3 What colour are your eyes?

My eyes are brown.

### 2 What do you like?

If the sentence is **true** for you, put a tick ✓ in the box.

If it is **not true**, put a cross ✗ in the box.

I like tablets.  I like sharks.  I like football.

### 3 Write

Write a sentence about a story that has stayed inside your head.

~~I Like the story of Barbie and Wonder Woman because nice~~

I Like the story of Barbie. because it is nice story. ★

**Lesson 1 Think about it****1 Write about yourself**

Answer the questions. Put a full stop at the end of each sentence.

1 What's your name?

My name is Mohammed

2 How old are you?

I'm nine years old

3 What colour are your eyes?

My eyes are brown

**2 What do you like?**

If the sentence is **true** for you, put a tick ✓ in the box.

If it is **not true**, put a cross ✗ in the box.

I like tablets.  I like sharks.  I like football.

**3 Write**

Write a sentence about a story that has stayed inside your head.

The turtles and rabbits

stayed in side my head I love it

# Lesson 2 New words

## 1 Draw and colour

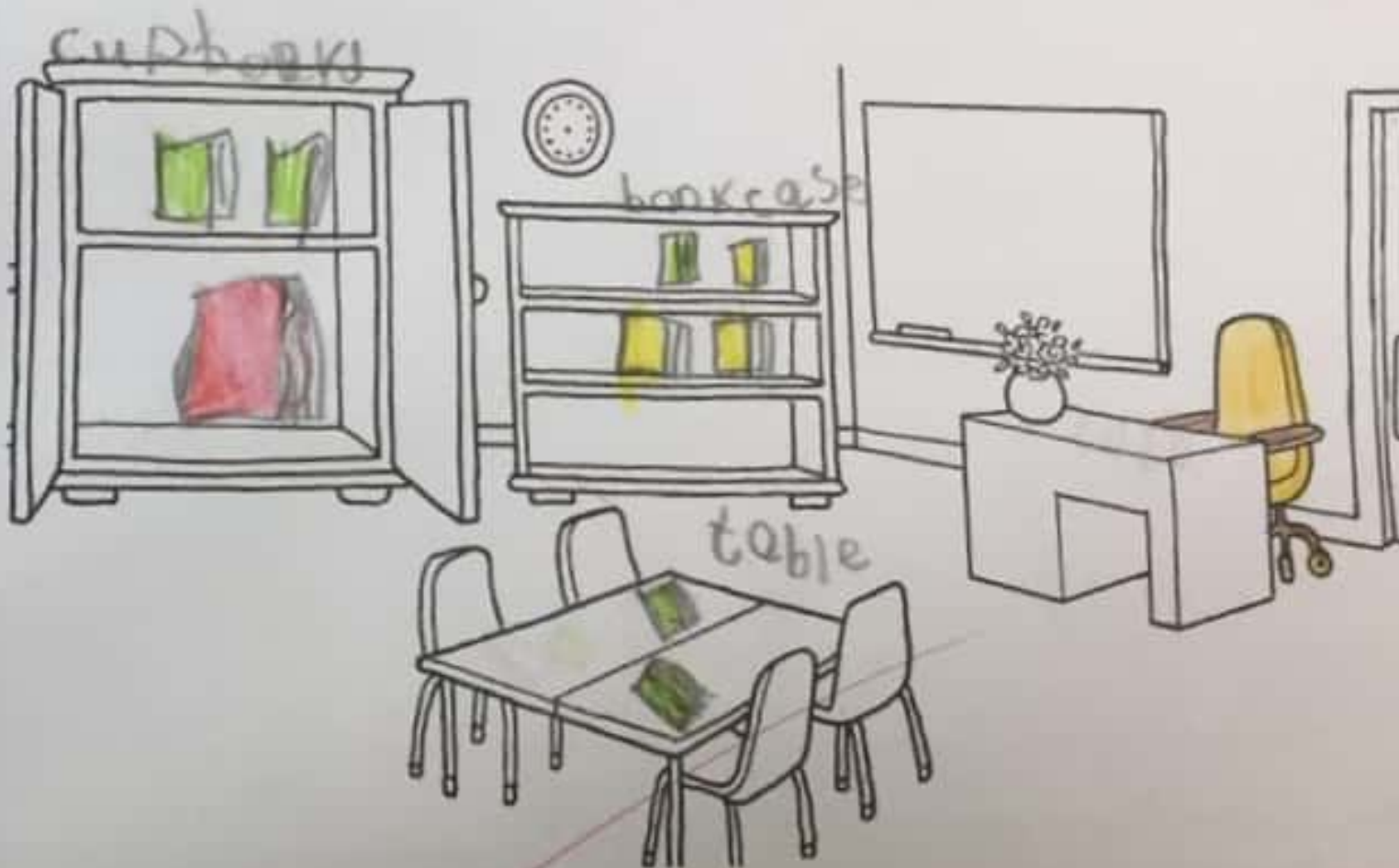
Draw 4 books in the bookcase.

Draw 3 books in the cupboard.

Draw 2 books on the table.

How many books are there altogether? 9/nine

Colour 1 book red. Colour 5 books green. Colour 3 books yellow.



## 2 Read and complete

Complete the sentences about the picture.

There are 3 books inside the bookcase.

There are 4 books inside the cupboard.

There are 2 books on the table.


# Lesson 3 Time to practise

## Writing tip

We use 's to show that something belongs to somebody  
This is Samira's chair.

### 1 Whose is it?

Write sentences to say whose object it is.



It's Tarek's pencil case.



It's Badria's bag.



It's ESSA's book



It's sara's lunch box.

### ★ 2 Challenge

What sort of books do you like? Write a sentence.

I like reading scary books

I can write about myself and other people

☺ yes

☹ sometimes

☹ not yet

تختلف حسب ميول  
رغبة القفل هناك  
انواع اخرى  
انواع الكتب مثل  
fiction  
non-fiction books

Read the sentences and tick (✓) Yes or No.

	Yes	No
1 The contents page is at the end of a book.		✓
2 A contents page tells you what is inside the book.	✓	
3 All books have a contents page.		✓
4 The <u>title</u> is on the book cover.	✓	

## 2 Which contents page?

Draw a line to match the contents page with the book cover.

1 Sharks  
Sam Smith

2 Learn and Play  
Debbie Dingle

3 HOW TO Fun with Paper  
Peter Piper

a

Contents	Page
1. What you need	4
2. Paper animals	5
3. Paper planes	7
4. Paper games	10

b

Contents	Page
1. Types of sharks	4
2. Big sharks	5
3. Little sharks	7
4. Where do sharks live	9

c

Contents	Page
1. Keyboards	2
2. Get started	3
3. Learn notes	4
4. Music to play	5

Contents Page ↑

## 3 Authors

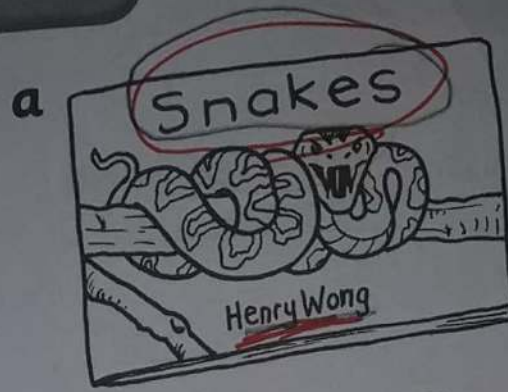
Who is the author of each book? Write the name.

1 Sharks Sam Smith      3 Learn and Play Debbie Dingle  
 2 Fun with Paper Peter Piper

# Lesson 5 Time to practise

## 1 Titles and authors

Look at the book covers.  
 Draw a circle round each title. Draw a line under the name of each author.



دائرة حول عنوان الكتاب  
 وخط تحت اسم المؤلف (الكتاب)

## 2 Sorting books

Which books are fiction? Which books are non-fiction?  
 Which books are scary? Which books are funny?  
 Write the titles in the chart.

fiction		The snowy Day
non-fiction		Snake
scary		Look out!
funny		Funny cats

## 3 Which book do you want to read?

I like ~~reading~~ ~~Sto~~  
 I want to read 'The snowy Day'.

I can talk about a book.

# Lesson 6 My learning

## 1 Fiction and non-fiction

Complete the sentences using words from the Word box.

- 1 Books can be fiction or non-fiction.
- 2 fiction books tell a story.
- 3 Fiction books have characters.
- 4 Non-fiction books give real information.
- 5 Characters are the people or animals in a story.
- 6 Some non-fiction books have a contents page.

**Word box**

- animals x
- contents x
- fiction x
- characters
- information x
- non-fiction x

## 2 Match it

Draw a line to match the word to its meaning.

- |           |   |                                     |
|-----------|---|-------------------------------------|
| Author    | ✓ | A way to read books electronically. |
| Bookcase  | ✓ | The name of the book.               |
| Tablet    | ✓ | A place to keep books.              |
| Bookcover | ✓ | The person who wrote the book.      |
| Title     | ✓ | The outside part of the book        |

✓ good

## I can talk about books.

- ☐ yes
- ✓ ☹ sometimes
- ☹ not yet

# 1 Find the vowels

Circle the letters that are vowels.


a H T I r  
 o b  
 l A j E s G R m  
 g e r U u  
 o

# 2 Matching words

Look at each picture and say the word. Complete each word with the missing vowel sound.

1  ship

2  ant

3  pens

4  duck

# 3 Read and draw

Draw a big, blue bug on the book cover.

أرسم حشرة زرقاء كبيرة على غلاف الكتاب  
 Good






Write what each thing is. Use **a** or **an**.




**Word box**

ant  fish  octopus 


- 1  It's an Octopus.
- 2  It's a fish.
- 3  It's an Ant.

**Language tip**

We use *an* before a word that begins with a vowel.

an apple 

We use *a* before a word that begins with a consonant.



a banana 

**2 Crossword puzzle**

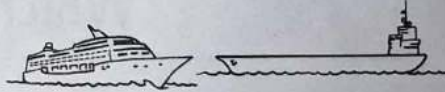

Look at the clues.  
Write the words.

				1 e				
				L				
		3 s		2 h	e	n		
		h		v				
5 a		4 F	i	f	t	e	e	n
P		p		n				
6 p	e	n	s					
L								
e								

**Across** →

- 2 
- 4 **15**
- 6 

**Down** ↓

- 1 **11**
- 3 
- 5 

Read the learning goal and do the activities. Then circle your answer.


# Lesson 9 Use of English

## 1 Colour the pictures


The backpack with stars is blue.

The backpack with a monkey is red.

The other backpack is yellow and orange.



Nick's



Lucy's



Jill's

## 2 Whose backpack?

Fill in the missing words. They are in the *Word box*.

### Word box


yours

mon

mine

one



: Jill, is this backpack yours? 



: Yes, it's mine.



: Nicola, is this red one your ?



: No, mine is the blue one with the stars.



: Which one is Lucy's?




: The red one with the monkey.

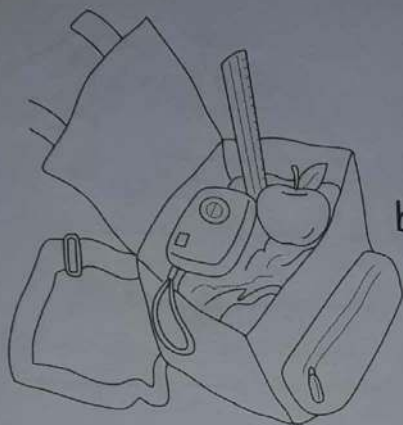
Write the names under the backpacks in Activity 1.

# Lesson 10 New words

## 1 What's in the backpack?





Lucy's backpack



Jack's backpack

**Language tip**

She's got = she has got 

He's got = he has got 

*I have got  
= I've got*

### 1 What has Lucy got in her backpack?

She's got a jumper, a shoes and a hair brush  
x

### 2 What has Jack got in his backpack?

He's got a camera and a ruler and an apple

## Challenge

What have you got in your backpack? Have you got any books in your backpack?

*I've got books*

*I've got a book, a lunchbox and a camera.*

1 Survey

Ask your classmates which book they would prefer. Mark it in the chart. Complete the sentences.

Name of story	Number of students
The Snowy Day	HHH HHH HHH
Funny Cats	HHH I
Laila and The Wolf	III

~~Eighteen~~ people like The Snowy Day

~~Six~~ people like Funny Cats

~~Two~~ people like Laila and The Wolf

The Snowy Day is the most popular book.

Laila and The Wolf is the least popular book.

2 Wordsearch

Find the story words in the wordsearch.

Word box

- story
- book
- characters
- beginning
- middle
- end
- fun
- pages

see ↗

b	o	o	k	q	v	e	n	d	m
w	e	b	u	l	t	f	g	i	o
e	g	o	t	d	r	b	l	d	d
d	r	a	x	c	w	q	b	n	i
b	e	g	i	n	n	i	n	g	q
g	f	u	n	t	r	e	f	p	s
x	a	q	s	s	t	o	r	y	a
o	p	a	g	e	s	t	l	i	e
p	h	j	i	m	i	d	d	l	e
c	h	a	r	a	c	t	e	r	s

## Lesson 12 My learning

### Short vowel sounds

Complete the words by inserting the correct short vowel letter.  
Read the words and think about the vowel sound.

1 h <u>e</u> n	2 c <u>a</u> t
3 d <u>a</u> g	4 f <u>i</u> sh
5 d <u>u</u> ck	6 p <u>e</u> n
7 ch <u>i</u> ps	8 b <u>a</u> g

### Word box

a e i o u


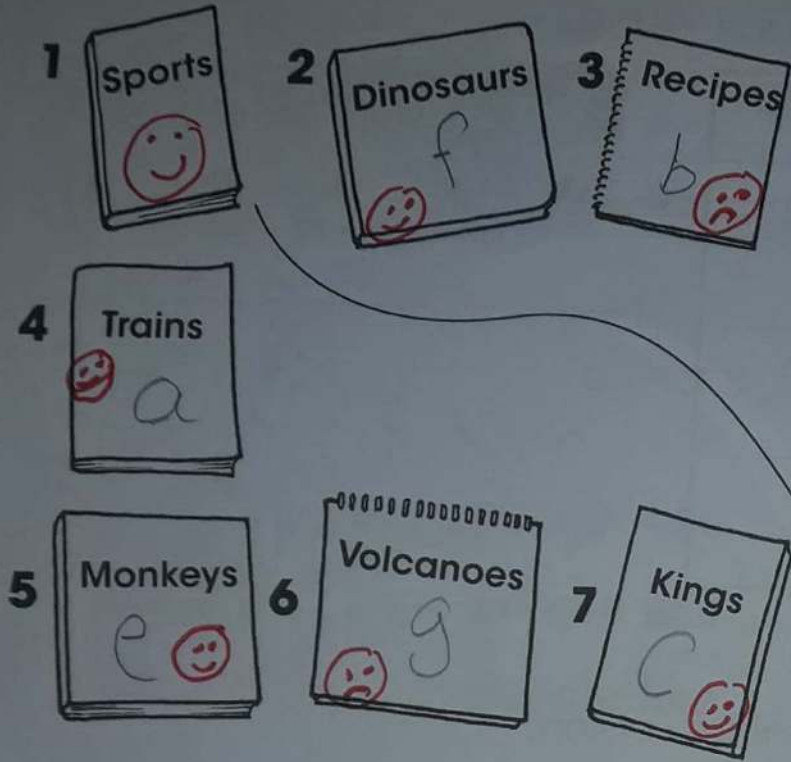
### Numbers

Write the correct number next to its written version.

a eight	<input type="text" value="8"/>	b fifteen	<input type="text" value="15"/>
c nine	<input type="text" value="9"/>	d ten	<input type="text" value="10"/>
e fourteen	<input type="text" value="14"/>	f twelve	<input type="text" value="12"/>
g thirteen	<input type="text" value="13"/>	h eleven	<input type="text" value="11"/>

# 1 Things we can read about

Match the book with the picture.



## 2 What do you like reading about?

Draw a face on each book above to show if you like it.

😊 = I like it!

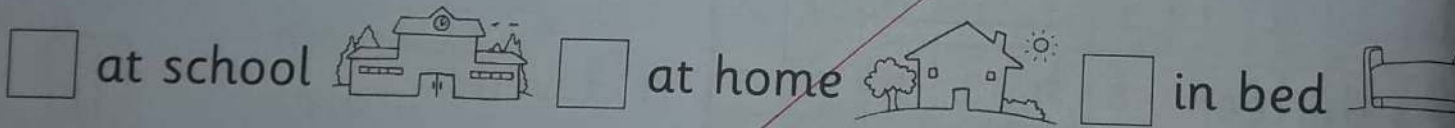
☹️ = I don't like it.

😐 = I don't know.

هنرسم وجه ت لى بنصب  
 ت لى مش بنصب  
 معرفش

## 3 Where do you read books?

Tick ✓ the places where you like reading.



1 Write your own verse

excellent

What do you like reading about? Write words in the spaces to make a new verse for the song.

When I open up a book  
Each page whispers, 'Look! Look! Look!'

Fish and  
Sun,  
flowers and  
Places,

Stories of amazing things.

When I open up a book  
Each page whispers, 'Look! Look! Look!'



## Word box

never

sometimes

usually

always



always



usually



Sometimes



Never

## 2 About me

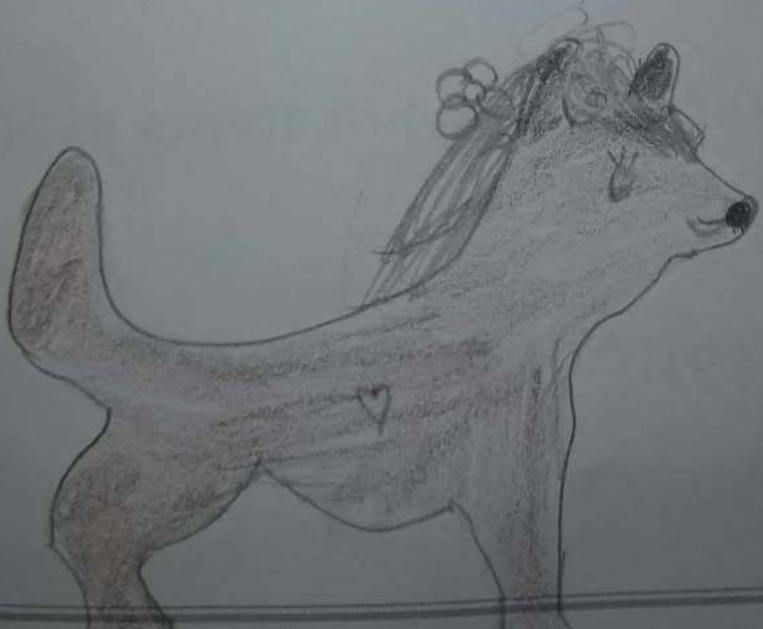
Tick the box for you.

	always	sometimes	never
1 brush your teeth	<input checked="" type="checkbox"/>	<input type="checkbox"/>	<input type="checkbox"/>
2 say please and thank you	<input checked="" type="checkbox"/>	<input type="checkbox"/>	<input type="checkbox"/>
3 read a book	<input type="checkbox"/>	<input checked="" type="checkbox"/>	<input type="checkbox"/>
4 play sport	<input type="checkbox"/>	<input checked="" type="checkbox"/>	<input type="checkbox"/>
5 use a computer	<input type="checkbox"/>	<input checked="" type="checkbox"/>	<input type="checkbox"/>

Read the text and draw the character.

He is tall and strong. His fur is brown. He's got four legs. He's got a small black nose and two small ears. He has got small eyes and big teeth. He's wearing red trousers and a blue T-shirt. He is friendly.

*excellent*



## Lesson 17 My learning

- 1 What has she got?  
What has he got?

Omran and his sister Samira are going to visit their aunty. Write about what Orman and Samira have got.

- 1 He's got a backpack.
- 2 She's got a camera.
- 3 He's got a jacket.
- 4 She's got a jumper.
- 5 She's got a bag.
- 6 He's got a hat.

### Word box

backpack camera  
hat jacket  
jumper bag



- 2 What do you do?

Make these sentences true for you. Cross out the word you don't need.

- 1 I **always** / ~~never~~ brush my teeth.
- 2 I am **sometimes** / ~~always~~ grumpy.
- 3 I ~~usually~~ / **never** write with a pen.
- 4 I ~~never~~ / **always** wear shoes to school.
- 5 I ~~usually~~ / **always** learn new things at school.

هنا عمل X مع  
الكلمات التي  
لم نستخدمها

I can use ~~have~~ / has got to say what items people have.

yes       sometimes       not yet

I can talk about how often I do things.

yes       sometimes       not yet