

City places

رياحيس معجر
مدرسة الحكمة
الثاني / 6

Lesson 1 Think about it

What can you see, hear and do in a city?

1 Read, draw and colour


Follow the instructions under the picture.



Lesson 2 New words

1 What can you hear and see in a city?

Look at the picture. What can you see? What can you hear?
Write sentences about it.



I can see a mosque.

I can see cars, a bus, buildings, and people.

I can hear the sound of cars and buses.

I can hear the sound of people talking.

I can hear the sound of athan from the mosque.

I can name things in a city.

☺ yes

☹ sometimes

☹ not yet

Lesson 3 Find out more City living

1 City places


Look at the pictures. Write the letters in the correct order.

1



park

2



road

3



zoo

12.1

2 Places near your home

Which of the places above are near your home? Write the words.

Park road

Challenge

Can you write two more places that are near your home?

hospital mosque

I can name things in a city.

☺ yes

☹ sometimes

☹ not yet

Lesson 4 Say a chant

1 Let's buy an ice cream!

Look at the picture. The ice cream seller and the girl are talking. Write the missing words on the lines. They are in the Word box. Write your favourite flavour in the grey box.

Word box

small
like
please

Thank you
Yes



: Hello! Would you like an ice cream?



: Yes, please!

I'd like a chocolate ice cream.



: Big or small?



: Big, please.



: Here you are.



: Thank you!



Lesson 5 Find out more


1 Read and circle

Circle the correct word in the sentence. Then draw a picture.

1 There is a swimming pool but / or there isn't a tree.

2 There is a house but / or there isn't a school.

3 There isn't a library **but** / or a mosque.



Writing tip

We use a comma (,) to separate words in a list.
A cat, a rabbit, a cow.

Challenge

Complete the sentence with commas.

There is a school, a park, a mosque and a library near my home.

2 Think and write

Write two sentences about where you live.

1 There is a Shop but there isn't a School.

2 There isn't a Gym or a Zoo.

I can use commas.

😊 yes

😊 sometimes

😊 not yet

I can say sentences with but and or.

😊 yes


😊 sometimes

😊 not yet


Lesson 6 My learning

1 Write and say


Complete the words. Then cover and say the words.


1  s w i m m i n g p o o l

2  l i b r a r y

3  b a k e r y

4  s h o p

5  p a r k

6  m o s q u e

I can say, read and write the names of things in a

😊 yes 😐 sometimes ☹️ not yet

Lesson 7 Letters and sounds -y endings

1 How many syllables?

Say each word. Clap the syllables. Write 1, 2 or 3 next to the words.



baby 2



bakery 3



city 2



cry 1



fly 1

Challenge

Look at these words from the chant *My city*.

Circle three words with the letter **y**.

My city

Ajman is a city - yes, it is!

Write the words here: my city yes

Say the words. Is **y** the same or a different sound? Circle **same** or **different**.

أبجدر

I can read and write words that end in -y.

😊 yes

😊 sometimes

😞 not yet


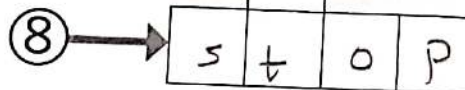



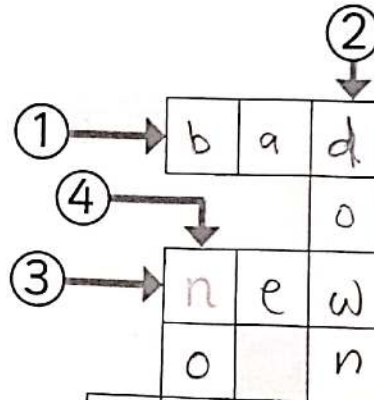
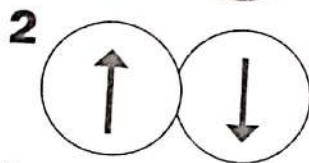
Lesson 8 Think about it

1 Opposites crossword

Read the clues and look at the pictures. Write the answers in the crossword puzzle. All the answers are in the Word box.

Word box

big bad hot down stop noisy new happy



① → The opposite of **good**.

③ → The opposite of **old**.

⑤ → The opposite of **small**.

⑥ → The opposite of **sad**.

⑧ → The opposite of **go**.

② ↓ The opposite of **up**.

④ ↓ The opposite of **quiet**.

⑦ ↓ The opposite of **cold**.

I can name opposites.



sometimes

not yet

Lesson 9 Letters and sounds

m sound

1 Read and colour

Read and colour the words with the **m** sound to cross the river.



2 Look, say, cover and check!

Follow these steps for each word:

1 Read the word.

2 Cover the word.

3 Write the word.

4 Check the word.

moon	<u>moon</u>
mouth	<u>mouth</u>
worm	<u>worm</u>
monkey	<u>monkey</u>
storm	<u>storm</u>

I can read words that start and end with m.

☺ yes

☹ sometimes

☹ not yet

Lesson 10 Use of English **This or that?**

1 ^{21st} **This or that?**

Write the missing words in the sentences. Use **this** or **that**, and the opposite words from the Word box. The Language tip will help you.



This truck is small.

This teddy bear is happy.

This building is tall.

This car is new.



That truck is big.

That teddy bear is sad.

That building is short.

That car is old.

Word box

Language tip

If an object is near you, use **this**.



If an object is not so near, use **that**.



I can talk about things using this and that.

☺ yes

☺ sometimes

☹ not yet

Lesson 11 Speaking

1 Let's go to the zoo!

Look at the pictures. Write the missing words from the Word box.

Word box



turtle




deer



elephant



panda



What's this?




This is a deer.



these




Pandas



What's this?



This is a turtle.



What are these?





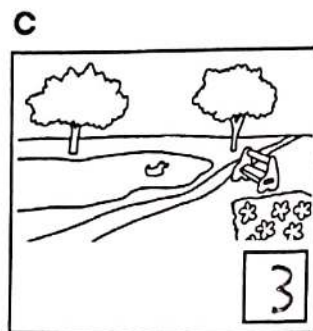
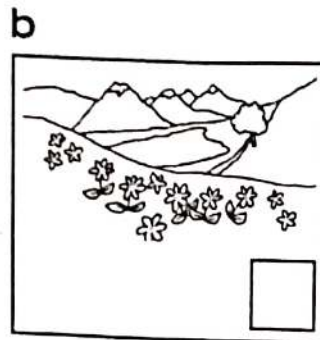



These are elephants.

Lesson 12 My learning

1 Which picture?

Read the sentences and find the correct picture.



1 I'd like a banana ice cream, please.

2 There's a bakery near my home.

3 These are flowers. That's a pond.

4 This is my teddy bear.

★ Challenge

Choose another picture from Activity 1. Write a sentence.

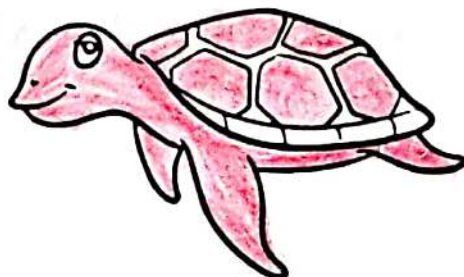
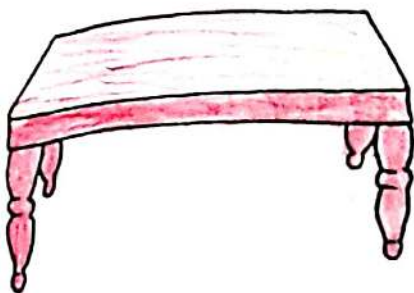

These are animals.

Lesson 13 Letters and sounds t sound

1 Look and colour

Colour the objects beginning with the t sound red.

Colour the objects ending with the t sound blue.



2 Unscramble and write

Unscramble the words and write them. (Circle) the t sound.

1 atc cat

2 utn nut

3 aht hat

4 ent ten

I can say, read and write words with the t sound .

😊 yes

😊 sometimes

😞 not yet

Lesson 14 Read and answer

1 Who am I?

Read and write the name of the animal. Use the Word box to help you.

Word box

lion

giraffe

monkey

parrot

kangaroo

1 I'm brown and I have a big tail. I can jump.

Kangaroo

2 I'm blue and green. I can fly. Parrot

3 I have long hair, a big mouth and big teeth.

Lion

4 I have a long tail and I can climb. monkey

5 I'm brown and yellow. I'm tall. giraffe

2 Read and match

Think about the animals at the zoo. Match the pictures to the actions.


1 I jumped.

2 I talked.

3 I walked.

4 I chewed leaves.


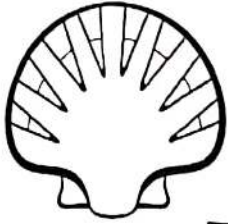
5 I climbed.




Lesson 15 Read and answer

1 Word search

Look at the pictures and find the words.



h	i	l	l	h	s	r	a
t	d	r	i	m	n	s	e
a	s	c	h	n	u	k	u
o	s	t	r	e	a	m	s
s	e	a	d	o	l	i	a
r	c	d	b	e	a	c	h
z	h	i	e	d	r	t	k
t	s	h	e	l	l	s	r

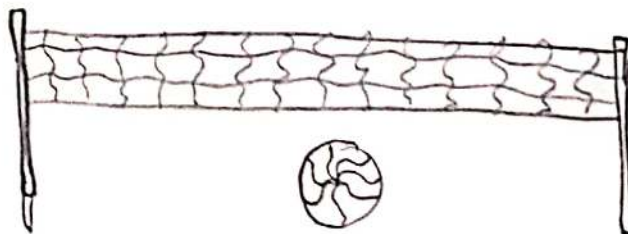


2 Draw and write

Choose a holiday activity. Draw a picture.
Then write a sentence about your picture.

My holiday

I Play beach volleyball on Friday.



Lesson 16 Think about it

1 My city poem

Write your own city poem. Use the words in the Word box.

Word box

park zoo pretty noisy climb walked talked fun

I visited the city.

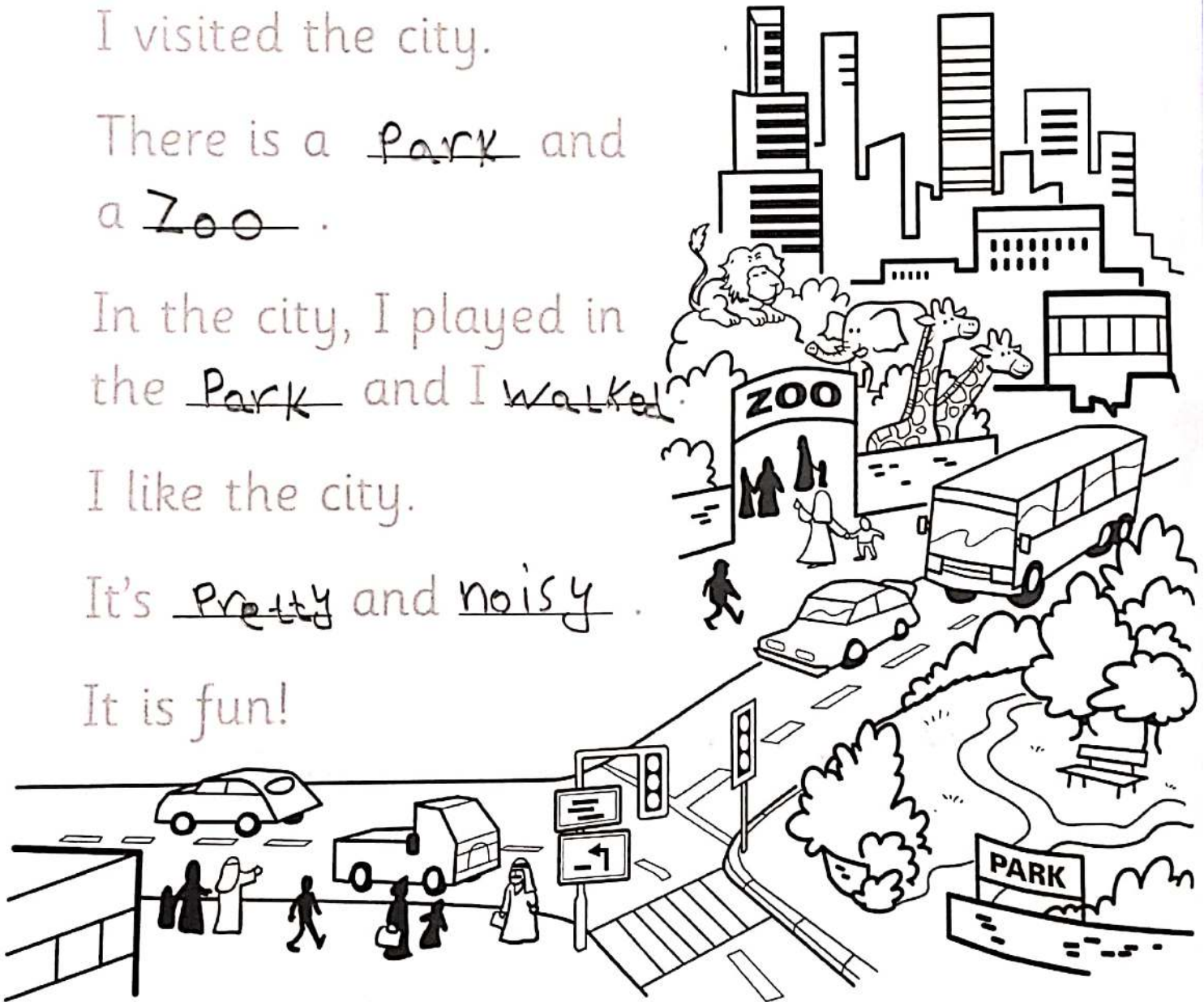
There is a park and
a zoo.

In the city, I played in
the park and I walked.

I like the city.

It's pretty and noisy.

It is fun!



I can name activities in different places.



☹ sometimes


☹ not yet

Lesson 17 My learning


1 Read and write

Read the sentences. Tick ✓ the correct pictures.

1 The girl walked. It was rainy.



2 The child visited his grandma.



Write the words.

3



c a m p in a tent

5



c h e w leaves

أ. م. حمر
د. ب. حمر

4



climb up a h i l l

6



s m i l e

I can talk about the past.

☺ yes

☹ sometimes

☹ not yet