

Student ID
Student Name English
Student Name Arabic

UNITED ARAB EMIRATES
MINISTRY OF EDUCATION



الإمارات العربية المتحدة
وزارة التربية والتعليم

English EOT 1 Reading and Writing Examination

Grade 2

20 minutes

Sample

المهارة Skill	المقدّر 1 Marker 1		المقدّر 2 Marker 2		الدرجة النهائية Final Mark	
	الدرجة Mark	التوقيع Sign	الدرجة Mark	التوقيع Sign	بالأرقام In Figures	بالحروف In Words
القراءة Reading						
الكتابة Writing						
المراجع Moderator						
الاسم Name					التوقيع Signature	

Part 1 Reading Exam tip(s)!

1. Read the **instructions**.
2. Read the **sentences**.
3. Look at the **pictures**.
4. Look at the **important words**.
5. Circle one answer.

Part 2 Reading Exam tip(s)!

1. Read the **instructions**.
2. Look at the **pictures**.
3. Read the **sentences**.
4. Look at the **important words**.
5. Circle one answer.

Part 1


Read the sentences. Look at the pictures. Circle Yes or No.

There is one example.

Example: Nada is wearing a blue hat.

Yes

No



1. I do maths at school.

Yes

No



2. I go by bicycle.

Yes

No



3. Jon eats noodles for breakfast.

Yes

No



4. I can kick a ball.

Yes

No



5. Look at our collage. It's a bus.

Yes

No





/5



Part 2


Read the sentences. Look at the pictures.



Circle the correct answers.



There is one example.



<p>Example</p>	<p>Rabbits can jump.</p>	<p>A</p>		<p>B</p>	
-----------------------	---------------------------------	----------	--	----------	---

<p>6.</p>	<p>My favourite colour is orange.</p>	<p>A</p>		<p>B</p>	
-----------	---------------------------------------	----------	--	----------	--

<p>7.</p>	<p>This family is big.</p>	<p>A</p>		<p>B</p>	
-----------	----------------------------	----------	--	----------	---

<p>8.</p>	<p>I read books with my mother.</p>	<p>A</p>		<p>B</p>	
-----------	-------------------------------------	----------	--	----------	---

9.	The duck is next to the table.	A		B	
----	--------------------------------	---	--	---	---

10.	I'm wearing a pilot's hat.	A		B	
-----	----------------------------	---	--	---	---

/5

Part 1 Writing Exam tip(s)!

1. Read the **instructions**.
2. Look at the **pictures**.
3. Think of the **correct letters/spelling**.
4. Write **small** alphabet letters in the gaps.
5. Write the letters **carefully**:

s

z

Part 2 Writing Exam tip(s)!

1. Read the **instructions**.
2. Look at the **pictures**.
3. Read the **sentences**.
4. Think of the **correct letters/spelling** of the words.
5. Write **small** alphabet letters in the gaps.
6. Write the letters **carefully**:

s

z

Part 1

Look at the pictures. Write the missing letters.

There is one example.

Example

o r a n g e



1. whi _ _ _ oard



2. f _ _ _ t salad



3. bo _ _ _ e



/3

Part 2

Complete the sentences by writing the missing words.

There is one example.


Example: We u s e water to wash our hands.



4. I ____ to school in the morning.



5. There are four people in my _____.



6. The duck is _____ the table.



7. She is _____ the U.A.E. flag.



/4