



Prepared **B**y:

Mr Ragab Ahmed

Word Time



A- Listen and Point:



pencil

قلم رصاص



book

كتاب



bag

حقيبة ، شنطة



pen

قلم



class



friends

اصدقاء



boy

ولد

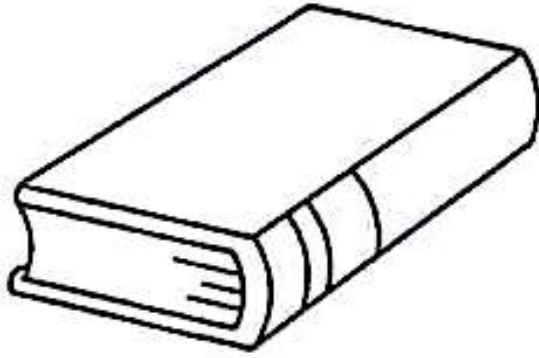
girl



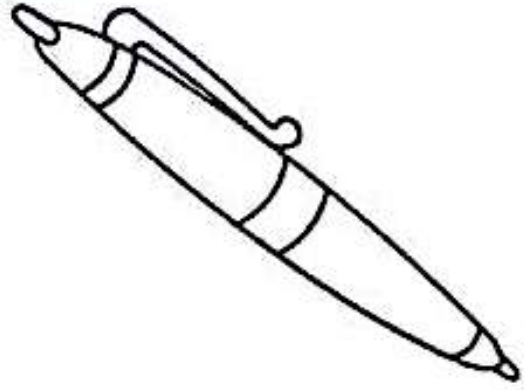
بنت



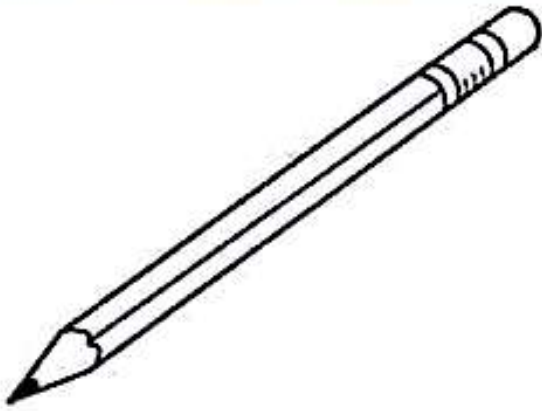
5 - Read and colour the Pictures:



book كتاب




pen قلم



pencil قلم رصاص



bag حقيبة



boy ولد



girl بنت








2- Write in Capital letters:

pen	book	bag	pencil
.....
boy	girl	green	red
.....
friends	jacket	bee	butterfly
.....

3- Read and complete the words :

bo ... k	ba ...	bo ...	be ..
ca ...	do ..	fis...	... ook

4- Look and circle "YES" Or "No":

1]	Book.		Yes	No
2]	Bag.		Yes	No
3]	Pen.		Yes	No
4]	Boy.		Yes	No
5]	Apple.		Yes	No



B - Listen and point below. Then chant.

Pencil, Pen

Pencil, pen * * *



Pencil, pen * * *

Bag, book * * *



Bag, book * * *

Pencil * pen * bag *

Book * pen * pencil *

Yeah!



It is a pen.

It is a pencil.

It is a bag.

It is a book.

C - Listen and write the number.

..... book

..... pen

..... pencil

..... bag

Talk about the picture (Page 1) :

Mona and her friends are in the classroom. They are wearing blindfolds. They can't see. Mona thinks, "It's a book." Kareem thinks, "It's a pencil." Ali thinks, "It's a bag." Look over here. I see two green frogs. I see a letter 'A.' I see Sokkara.

1- Write the first letter under each picture:



.....

.....

.....

.....



.....

.....

.....

.....



Use the words



A. Listen and repeat.

B. Listen and Point below.



1 - It is a pencil

انه قلم رصاص



2 - It is a bag.

إنها حقيبة.



3 - It is a classroom.

إنها حجرة دراسة.



4 - It is a pen

انه قلم.



5 - It is a book.

انه كتاب.



It's a pencil.

It's a pencil.

It's a pen.

It's a bag.

It's a book!

It's a pen.

It's a pencil.

It's a bag.


It's a book!

It's a pen.

It's a pencil.

It's a bag.

It's a book!



1 - Answer the following questions :

1] What is it? It's a



2] What is it? It's a



3] What is it? It's a



4] What is it? It's a



Action Word Time

A. Listen and repeat.

B. Listen and Point below.



التقط كتابك ، خذ كتابك.

1 - Pick up your book.




ضع كتابك جانباً ، سبب كتابك.

2 - Put down your book.



أغلق حقيبتك ، اقل شئطتك.

3 - Close your bag.



افتح حقيبتك.

4 - Open your bag.



قف.

5 - Stand up.



Ragab Ahmed

- 7 -

In The Classroom



C. Listen and Point. Then sing along.

Open your Bag.

Open your bag. * * *

Open your bag. * * *

Pick up your book. * * *

Pick up your book. * * *

Put down your book. * * *

Put down your book. * * *

Close your bag. * * *


Close your bag. * * *

Open your bag. * * *

Pick up your book. * * *










Put down your book. * * *

Close your bag. Yeah!



Odd one Out:

حدد الصورة المختلفة




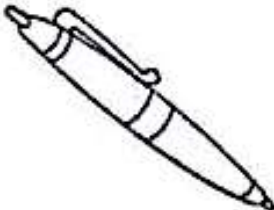



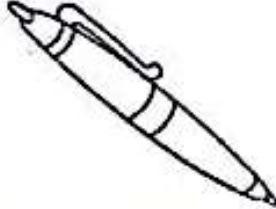



Talk about the picture (Page 3)

Everyone can see now. Look. It's **blue**. It's a **book**. Look at Sarah open her **bag**. Look at Ali close his **bag**. **Look at** Amira put down the book slowly. Look at Mona **pick up** the book quickly.

Point to / Identify the object.

أشتر إلي / حدد الشيء

1] book			
2] pen			
3] pencil			

نفذ الأمر الذي تسمعه.

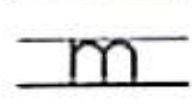




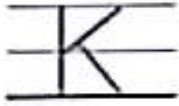
2- Act as Instructed.

- 1] Close your book.
- 2] Open your book.
- 3] Pick up your bag.
- 4] Stand up.
- 5] Sit down.
- 6] Wave.




Phonics Time

A. Make the shape of each letter.



B. Listen and Point.

Kk



kite



key



king


Ll



lizard




leaf




lemon


Mm



mouse



monkey



moon



C. Listen and Point. Then sing along.

Key on the Kite.

Key on the kite, k, k, k.

King, king, k, k, k.

Key on the kite, k, k.

Sing the letter K.



Lizard on the leaf, l, l, l.

Lemon, lemon, l, l, l.

Lizard on the leaf, l, l, l.

Sing the letter L.



Mouse on the moon, m, m, m.

Monkey, monkey, m, m, m.

Mouse on the moon, m, m, m.

Sing the letter M.



Handwriting

Kk

.....
.....
.....
.....
.....
.....
.....
.....
.....
.....
.....

Ll

.....
.....
.....
.....
.....
.....
.....
.....
.....
.....
.....

Mm

.....
.....
.....
.....
.....
.....
.....
.....
.....
.....
.....



Kk Kk Kk Kk Kk Kk
Kk Kk Kk Kk Kk Kk
Kk Kk Kk Kk Kk Kk
Kk Kk Kk Kk Kk Kk
Kk Kk Kk Kk Kk Kk

Ll Ll Ll Ll Ll Ll
Ll Ll Ll Ll Ll Ll
Ll Ll Ll Ll Ll Ll
Ll Ll Ll Ll Ll Ll
Ll Ll Ll Ll Ll Ll

Mm Mm Mm Mm Mm Mm
Mm Mm Mm Mm Mm Mm
Mm Mm Mm Mm Mm Mm
Mm Mm Mm Mm Mm Mm
Mm Mm Mm Mm Mm Mm



Remember { Unit 6 }

1] This is a bag.



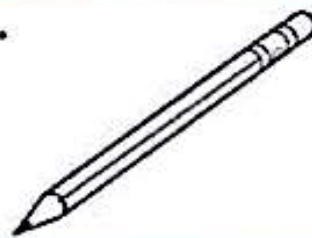
هذه حقيبة.

2] This is a pen.




هذا قلم.

3] This is a pencil.




هذا قلم رصاص.

4] This is a book.



هذا كتاب.

5] This is a kite.



هذه طائرة ورقية.

6] This is a king.



هذا ملك.

7] This is a key.



هذا مفتاح.



8] This is a lizard



هذه سحلية.

9] This is a lemon.



هذه ليمونة.

10] This is a leaf.




هذه ورقة شجرة.

11] This is a mouse.



هذا فأر صغير.

12] This is a moon.



هذا قمر.

13] This is a monkey.



هذا قرد.

14] Open your bag.



افتح حقيبتك.



15] Close your bag.



أغلق حقيبتك.

16] Pick up your book.



التقط كتابك.

17] Put away your book.



ضع كتابك جانبا.

18] Key on the kite



مفتاح على الطائرة

19] Lizard on the leaf



سحلية على الورقة

20] Mouse on the moon



فأر على القمر










21] Boy on the bus



ولد في الأتوبيس



1- Point to / Identify the object:

1 - cake			
2 - lemon			
3 - book			

2- Act as Instructed:

1. Pick up your book.
2. Stand up.
3. Close your book.

3- Listen and Answer Yes / No:

1) Is it a lizard?



Yes

No

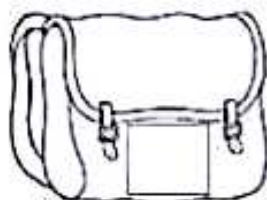
2) Is it a pencil?



Yes

No

3) Is it a bag?



Yes

No



4 - Read:

- 1) It is a book.
- 2) It is a pencil.
- 3) It is a pen.

5- Match:

1. king

2. bird

3. book



6- Count:

1

2

3

.....

5

6

.....

8

.....

10

7- Odd one out:

o	d	A
H	G	i
S	e	f



Word Time



A- Listen and Point:

6

six

7

٧ seven

٧

8

eight

9

٩ nine

٩

10

ten

١٠ eleven

١١

twelve

١٢ numbers

أرقام

B - Listen and point below. Then chant.

The numbers Chant

One, two

One, two

Three, four

Three, four

Five, six

Five, six

Seven, eight

Seven, eight

Nine, ten

Nine, ten

One, two, three

One, two, three

Four, five, six

Four, five, six

Seven, eight, nine

Seven, eight, nine

Ten!

Ten!

Hooray!

1

2

3

4

5

6

7

8

9

10

Page: 10

A birthday party! It's Sokkara's **birthday**. Let's **count** the **candles**. 1-2-3-4-5-6. Sokkara is **six** years old today. **Let's** count the **balloons**. 1-2-3-4-5-6-7-8-9-10. Look at the cake. Yum! I like cake. **Look** at Ramy. Ramy is sitting down. Look at the apples. There are **seven** apples. Look at the crayons. Wow! **Look** at the big birthday **present**!

B - Listen and point below. Then chant.

The numbers Chant

One, two

One, two

Three, four

Three, four

Five, six

Five, six

Seven, eight

Seven, eight

Nine, ten

Nine, ten

One, two, three

One, two, three

Four, five, six

Four, five, six

Seven, eight, nine

Seven, eight, nine

Ten!

Ten!

Hooray!

1

2

3

4

5

6

7

8

9

10

Page: 10

A birthday party! It's Sokkara's birthday. Let's count the candles. 1-2-3-4-5-6. Sokkara is six years old today. Let's count the balloons. 1-2-3-4-5-6-7-8-9-10. Look at the cake. Yum! I like cake. Look at Ramy. Ramy is sitting down. Look at the apples. There are seven apples. Look at the crayons. Wow! Look at the big birthday present!

Ragab Ahmed

More Numbers

Use the words



A. Listen and repeat.

B. Listen and Point below.



How many **bags**?

1 - There are **nine** bags.

يوجد ٩ شنط.

How many **books**?



2 - There are **eight** books.

يوجد ٨ كتب.



How many **candles**?

3 - There are **seven** candles.

يوجد ٧ شمعات.

How many **cars**?



4 - There are **six** cars.

يوجد ٦ سيارات.



How many **trees**?

5 - There are **ten** trees.

يوجد ١٠ شجرات.

Action Word Time

A. Listen and repeat.

B. Listen and Point below.



Sing , sing , sing

1 - I can sing.

استطيع أن أغني.



Clap, clap, clap

2 - I can clap.

استطيع أن أصفق.



Shout, shout, shout

3 - I can shout.

استطيع أن أصرخ.



Laugh, laugh , laugh

4 - I can laugh.

استطيع أن أضحك.



Swim, swim, swim

5 - I can swim.

استطيع أن أسبح.



Ragab Ahmed

- 21 -

More Numbers



This is exciting! Look at the people sing. Ramy says, "Sing with me." Look at the people laugh. Hoda says, "Laugh with me." Look at the people shout. Kareem says, "Shout with me." Look at the people clap. Samy says, "Clap with me." I see a cake. Wow I like it!

Page: 11

C. Listen and Point. Then sing along.

Laugh, Sing

Laugh, sing

Laugh, sing.

Laugh, sing.

Shout! Shout!

Clap, clap, clap!

Laugh, sing.

Laugh, sing.

Shout! Shout!

Clap, clap, clap!

Sing, laugh.

Sing, laugh.

Clap! Clap!

Shout, shout, shout!

Sing, laugh.

Sing, laugh.


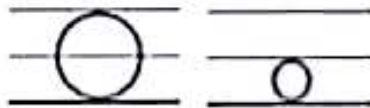

Clap! Clap!

Shout, shout, shout!




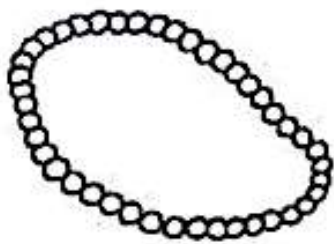
Phonics Time

A. Make the shape of each letter.



B. Listen and Point.

Nn

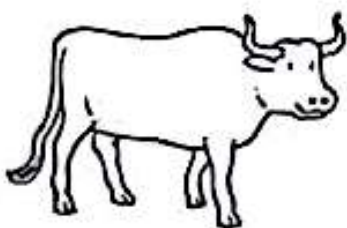


necklace
عقد

nest
عش

numbers
أرقام

Oo



ox
ثور

office
مكتب (مكان)

orange
برتقالة



Ragab Ahmed

- 23 -

More Numbers



Pp



popcorn
فشار



puppy
كلب صغير ، جرو



pen
قلم

C. Listen and Point. Then sing along.

Numbers in the Nest

Necklace, **necklace**, n, n, n.

Numbers in the **nest**, n, n, n.

Sing the letter N.

Ox in the **office**, o, o, o.

Orange, **orange**, o, o, o.

Ox in the **office**, o, o, o.

Sing the letter O.

Puppy in the **popcorn**, p, p, p.







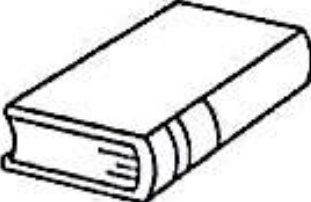


Pen, **pen**, p, p, p.

Puppy in the **popcorn**, p, p, p.

Sing the letter P.



1 - Point to / Identify the object:

1 - five			
2 - orange			
3 - pen			

2 - Act as Instructed:

1. Clap.
2. Swim.
3. Sing.

3 - Listen and Answer Yes / No:

1) Is it an office?



Yes

No


2) Is it a nest?



Yes

No

3) Is it a pen?



Yes

No



4 - Read:

- 1) How many books?
- 2) How many stars?
- 3) There are six candles.

5- Match:

1. nest

2. eight

3. octopus

8



6- Count:

1

2

.....

4

5

.....

5

8

9

.....

7- Odd one out:


R	t	W
q	D	H
j	l	M



Word Time



A- Listen and Point:



bread

خبز




meat

لحم



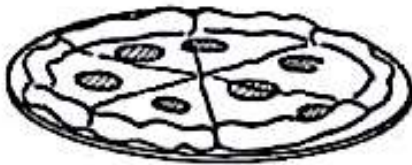
salad

سلطة



rice


أرز



pizza

بيتزا

fish



سمك



juice

عصير

menu



قائمة طعام

B - Listen and point below. Then chant.

Meat And Rice

Meat, meat, meat-**eat**-eat!

Meat, meat, meat-**eat**-eat!

Rice, **rice**.

Meat-eat-eat!

Bread, **bread**.

Meat-**eat**-eat!

Salad, salad.

Meat-**eat**-eat!

Rice, rice.




Meat-**eat**-eat!

Bread, bread.

Meat-**eat**-eat!

Meat, meat.

Meat-**eat**-eat!



Mona and her family and friends are at Mama Mia's Italian **Restaurant**. Mona and her **family** are sitting together at this table. Mona says to the waiter, "**I want meat**." Her brother, "**I want bread**." At this table, Kareem and his family are sitting together with Amira and Ramy. Kareem says to the waiter, "**I want rice**." Ramy says, "**I want salad**".

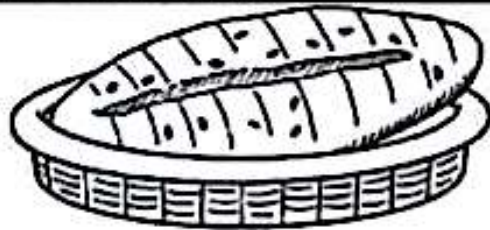
Page: 17

Use the words



A. Listen and repeat.

B. Listen and Point below.



What do you **want**?
ماذا تريد؟

1 - I want bread.

أريد خبز.

What do you **want**?



2 - I want meat.

أريد لحم.



What do you **want**?

3 - I want rice.

أريد أرز.

What do you **want**?



4 - I want pizza.


أريد بيتزا.



What do you **want**?

5 - I want salad.

أريد سلطة.



What do you **want**?

6 - I want fish.

أريد سمك.

C. Listen and Point. Then sing along.

I Want salad.

I want **salad**. Tra-la-la-la-la.

I want **salad**. Tra-la-la-la-la.

I want **bread**.

I want **meat**.

I want **rice**.

I want **salad**. Tra-la-la-la-la.

I want **rice**. Tra-la-la-la-la.


I want rice. Tra-la-la-la-la.

I want **bread**.

I want **salad**.

I want **meat**.

I want **rice**. Tra-la-la-la-la.



Ragab Ahmed

- 30 -

Food



Action Word Time

A. Listen and repeat.

B. Listen and Point below.



Juice, juice, juice.

1 - Let's pour the juice.

هيا بنا نصب العصير.



Juice, juice, juice.

2 - Let's drink the juice.

هيا بنا نشرب العصير.



Meat, meat, meat.

3 - Let's cut the meat.

هيا بنا نقطع اللحم.



Meat, meat, meat.

4 - Let's eat the meat.

هيا بنا نأكل اللحم.



All right.

5 - Let's eat.

هيا بنا نأكل.

Mona and her family are **hungry** and **thirsty**.
Mona's mum says to Mona, "Eat the **meat**,
please." Mona says, "All right." Hoda asks her
father to **pour the juice**. He says, "All right."
Hoda tells Ahmed to **drink the juice**. Near the
kitchen, the chef **cuts the meat**. The food is
delicious!

Page: 19

C. Listen and Point. Then sing along.

Cut The Meat

Cut the meat, **cut the meat**, please.

★ **All right.**



Eat the meat, **eat the meat**, please.

★ **All right.**



Pour the juice, **pour the juice**, please.

★ **All right.**



Drink the juice, **drink the juice**, please.

★ **All right.**



Ragab Ahmed

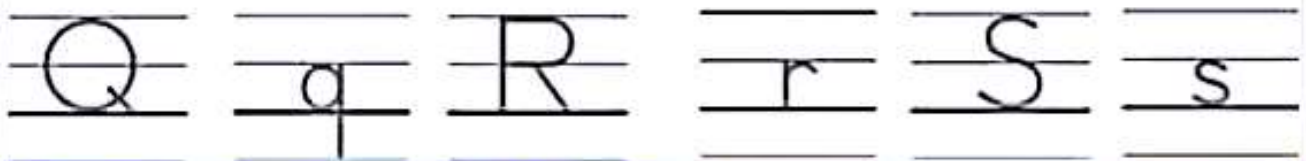
- 32 -

Food



Phonics Time

A. Make the shape of each letter.



B. Listen and Point.


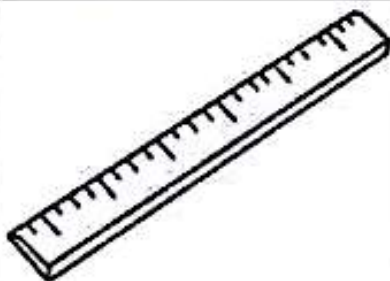
Qq



queen
ملكة

question mark
علامة استفهام

Rr



ruler
مسطرة

rabbit
أرنب

rainbow
قوس قزح



Ragab Ahmed

- 33 -


Food



Ss



sailboat
قارب شراعي



sun
شمس



sea
بحر

C. Listen and Point. Then sing along.

Rabbit on the Rainbow

Question mark **on** the queen, q, q, q.

Question mark **on** the queen, q, q, q.

Sing the letter Q

Rabbit **on** the rainbow, r, r, r.

Ruler, ruler, r, r, r.

Rabbit **on** the rainbow, r, r, r.

Sing the letter R.

Sailboat **in** the sea, s, s, s.

Sun, sun, s, s, s.

Sailboat **in** the sea, s, s, s.

Sing the letter S.












Ragab Ahmed

- 34 -

Food






1 - Point to / Identify the object:

1 - sea			
2 - popcorn			
3 - ruler			

2 - Act as Instructed:

1. Stand up.
2. Sing a song.
3. Clap.

3 - Listen and Answer Yes / No:

- | | | | |
|-----------------------|---|-----|----|
| 1) Do you want salad? |  | Yes | No |
| 2) Do you like meat? |  | Yes | No |
| 3) Do you like fish? |  | Yes | No |



Ragab Ahmed

Food



4 - Read:

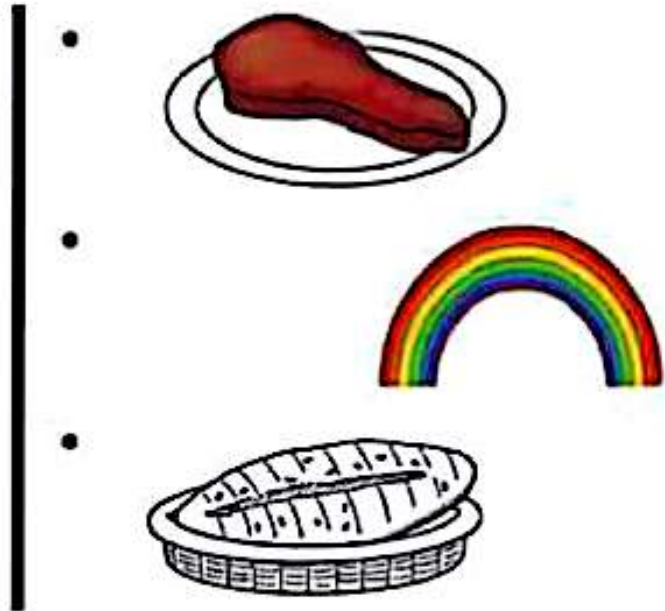
- 1) Pour the juice.
- 2) Drink the juice.
- 3) rabbit

5- Match:

1. bread

2. meat

3. rainbow



6- Count:

1 3 4
5 6 5
..... 10

7- Odd one out:

l	p	T
g	M	f
D	S	r



Ragab Ahmed

Food



Word Time



A- Listen and Point:



arms

اذرع

legs



أرجل



hands

أيدي

feet



أقدام




ears

أذن

eyes



عيون



hair

شعر

head



رأس



B - Listen and point below. Then chant.

Arms, Arms

Arms, arms. Legs, legs, legs.

Arms, arms. Legs, legs, legs.

Arms, arms. Legs, legs, legs.

Stop!

Hands, hands. Feet, feet, feet.

Hands, hands. Feet, feet, feet.

Hands, hands. Feet, feet, feet.

Stop!

Head, head. Hands, hands, hands.

Head, head. Hands, hands, hands.

Head, head. Hands, hands, hands.

Head, head. Hands, hands, hands.

Stop!



Mona and her friends are **at school**. They are painting a mural. **I see** yellow, red, green, blue, and black. **Look!** Ramy is painting with his **hands**. Samy is painting with his **feet**. Look! Kareem is painting with his **arms**. Mona is painting with her **legs**.

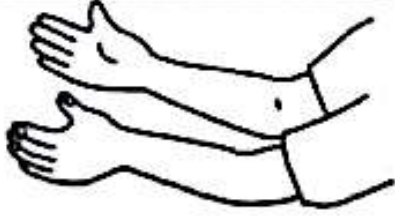
Page: 25

Use the words



A. Listen and repeat.

B. Listen and Point below.



I have two

عندي ، لدي ، أمك ، أمتك

1 - I have two **arms**.

أمك ذراعان .



How many **eyes**?

2 - I have two **eyes**.

أمك عینان .



How many **legs**?

3 - I have two **legs**.

أمك ساقان .

How many **hands**?



4 - I have two **hands**.

أمك یدان .



How many **feet**?

5 - I have two **feet**.

أمك قدمان .





How many books?

6 - I have three books.

لدى 3 كتب .

C. Listen and Point. Then sing along.

I Have Two Arms.

I have two arms.

Yeah, yeah!

I have two hands.

Yeah, yeah!

I have one head.

Yeah, yeah!

It's me, it's me, it's me.

I have two legs.

Yeah, yeah!

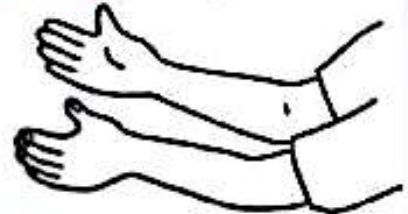
I have two feet.

Yeah, yeah!

I have one head.

Yeah, yeah!

It's me, it's me, it's me.



Action Word Time

A. Listen and repeat.

B. Listen and Point below.



Wash , Wash , Wash

1 - Wash your hands.

اغسل يديك.



Dry , dry , dry

2 - Dry your hands.

جفف يديك ، نشف أيديك.



Brush, brush, brush

3 - Brush your hair.

مشط شعرك بالفرشاة.



Comb , comb , comb

4 - Comb your hair.

مشط شعرك بالمشط.



Okay.

5 - Look at the star.

أنظر إلي النجمة.

The picture is finished. It's beautiful! I see flowers. I see the sun. Everyone is cleaning up. Look at Amira wash her hands. Look at Sarah brush her hair. Look at Ramy comb his hair. Look at Kareem dry his hands.

Page: 27

C. Listen and Point. Then sing along.

Wash, Wash

Wash your hands.

Wash, wash.

Dry your hands.

Dry, dry.

Comb your hair.

Comb, comb.

Brush your hair.

Brush, brush.

Wash your hands.

Hands, hands.

Dry your hands.




Hands, hands.

Comb your hair.

Hair, hair.

Brush your hair.

Hair, hair.



The picture is finished. It's beautiful! I see flowers. I see the sun. Everyone is cleaning up. Look at Amira wash her hands. Look at Sarah brush her hair. Look at Ramy comb his hair. Look at Kareem dry his hands.

Page: 27

C. Listen and Point. Then sing along.

Wash, Wash

Wash your hands.

Wash, wash.

Dry your hands.

Dry, dry.

Comb your hair.

Comb, comb.

Brush your hair.

Brush, brush.

Wash your hands.

Hands, hands.

Dry your hands.


Hands, hands.

Comb your hair.

Hair, hair.

Brush your hair.

Hair, hair.



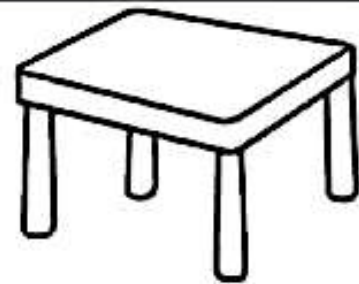
Phonics Time

A. Make the shape of each letter.



B. Listen and Point.

Tt



tree

شجرة

telephone

تليفون

table

منضده ، مائدة

Uu



umbrella

شمسية

upside down

رأساً على عقب



Vv



violin

كَمَان ، كمنجة



vest

صديري



vase

زَهْرِيَّة

C. Listen and Point. Then sing along.

Tree on the Table

Tree on the table, t, t, t.

Telephone, **telephone**, t, t, t.

Tree on the table, t, t, t.

Sing the letter T.

Umbrella, u, u, u.

Upside down, u, u, u.

Umbrella, u, u, u.

Sing the letter U.

Vase on the violin, v, v, v.

Vest, **vest**, v, v, v.

Vase on the violin, v, v, v.

Sing the letter V.



4- Read:

1) arms

2) upside down


3) table

5- Match:

1. tree

2. table

3. umbrella



6- Count:

.....

5

.....

2

6

3

.....

10

4





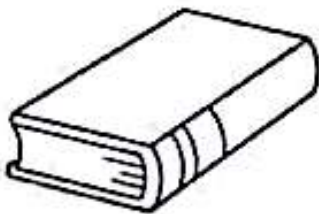




8

7- Odd one out :

A	b	C
G	d	H
m	U	N



1- Point to / Identify the object:

1 - legs			
2 - ruler			
3 - telephone			

2- Act as Instructed:

1. Wash your hands.
2. Comb you hair.
3. Dry your hands.

3- Listen and Answer Yes / No:

1} Have you got two hands?



Yes

No

2} Have you got two arms?



Yes

No

3} Have you got two four feet?



Yes








No















Word Time



A- Listen and Point:

 <p>horse</p>	<p>حصان</p>	 <p>camel</p>	<p>جمل</p>
 <p>lion</p>	<p>أسد</p>	 <p>monkey</p>	<p>قرود</p>
 <p>dog</p>	<p>كلب</p>	 <p>lizard</p>	<p>سحلية</p>
 <p>fox</p>	<p>ثعلب</p>	 <p>elephant</p>	<p>فيل</p>

cat		قطه	turtle		سلحفاة
ox		ثور	cow		بقرة
goat		معزة	mouse		فأر صغير
puppy		كلب صغير	rabbit		أرنب
sheep		خروف	zebra		حمار وحشي
animals		حيوانات	zoo		حديقة حيوانات



B - Listen and point below. Then chant.

The Horse Chant

Lion, lion, * * horse

Lion, lion, * * horse

Monkey, monkey, * * horse

Monkey, monkey, * * horse

Camel, camel, * horse

Camel, camel, * horse

Monkey, monkey, * * horse




Monkey, monkey, * * horse

Lion, lion, * horse

Lion, lion, * horse

Horse, horse, * horse

Horse, horse, * horse



Mona and her family are at the **zoo**. Look at all the **animals**! Mona asks, "**What is it?**" Mona's grandfather says "**It's a horse.**" Amira asks "**What is it?**" Her father says "**It's a monkey.**" Look! **It's a lion.** It can run. Look at this animal! **It's a camel.**

Page: 25


Use the words



A. Listen and repeat.

B. Listen and Point below.

What is it?
It is a



1 - It is a horse.

انه حصان.



What is it?
ما هذا ، ما هذه ؟



انه جمل.

2 - It is a camel.



What is it?
ما هذا ، ما هذه ؟



انه اسد.

3 - It is a lion.



What is it?
ما هذا ، ما هذه ؟



انه قرد.

4 - It is a monkey.



What is it?
ما هذا ، ما هذه ؟



إنها سحلية.

5 - It is a turtle.



What is it?

ما هذا ، ما هذه ؟



إنها قطة.

6 - It is a cat.




What is it?

ما هذا ، ما هذه ؟



إنه فأر صغير.

7 - It is a mouse.



What is it?

ما هذا ، ما هذه ؟



إنه أرنب.

8 - It is a rabbit.




What is it?

ما هذا ، ما هذه ؟



إنه كلب صغير.

9 - It is a puppy.



What is it?

ما هذا ، ما هذه ؟



إنه خروف.

10 - It is a sheep.




C. Listen and Point. Then sing along.

The Zoo song

What is it?

It's a camel.



What is it?

It's a lion.




What is it?

It's a horse.

A camel, a lion, a horse. *


What is it?

It's a monkey.



What is it?

It's a lion.



What is it?

It's a camel.

A monkey, a lion, a camel. *



Action Word Time

A. Listen and repeat.

B. Listen and Point below.

1 - I can **slide**.



Slide . slide . slide

استطيع أن أتزحلق.

2 - I can **run**.



Run . run . run.

استطيع أن أجري.

3 - I can **jump**.



Jump, jump , jump

استطيع أن أقفز.

4 - I can **swim**.



Swim, swim , swim

استطيع أن أسبح.

5 - I can **sing**.



Sing, sing , sing

استطيع أن أغنى.

This is a play area in the zoo. Look at Samir and his friend run. Samir says, "I can run." His friend says, "Me, too." Amira says, "I can jump." Maged says, "Me, too." . And Ola and her friend can swim. Can you swim? It's fun! Look at that boy. He can slide.

Page: 35

C. Listen and Point. Then sing along.

I Can Jump.

Jump, jump, I can jump.

Me, too.

Jump, jump, I can jump.

Me, too.

Jump, jump, I can jump.

Me, too.

Jump, jump, jump, jump, **I can jump!**

Run, run, I can run.

Me, too.

Run, run, I can run.



Ragab Ahmed

- 54 -

Animals



Me, too.

Run, run, I can run.

Me, too.

Run, run, run, run, **I can run!**

Swim, **swim**, I can swim.

Me, too.

Swim, swim, **I can swim.**

Me, too.

Swim, swim, I can swim.

Me, too.

Swim, swim, **swim**, swim, **I can swim!**

Slide, slide, I can slide.

Me, too.

Slide, slide, I can slide.

Me, too.

Slide, slide, **I can slide.**

Me, too.

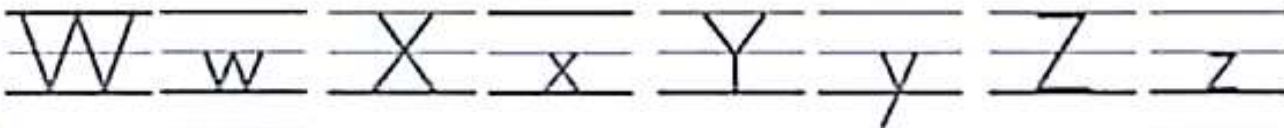
Slide, slide, slide, slide,

I can slide!



Phonics Time

A. Make the shape of each letter.

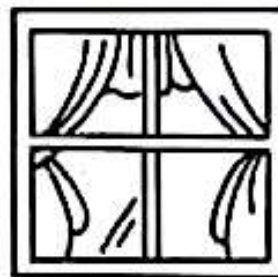


B. Listen and Point.

Ww

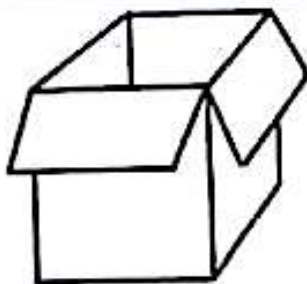


watch
ساعة يد




window
شباك

Xx




box
صندوق



fox
ثعلب




Yy



Yo-yo

يويو



yellow

اللون الأصفر

Zz



Zoo

حديقة حيوانات



zebra

حمار وحشي مخطط

C. Listen and Point. Then sing along.

Fox in the Box

Watch on the window, w, w, w.

Window, window, w, w, w.



Watch on the window, w, w, w.

Sing the letter W.

Fox in the box, x, x, x.

Box, box, x, x, x.



Fox in the box, x, x, x.

Sing the letter X.

Yellow on the yo-yo, y, y, y.

Yo-yo, yo-yo, y, y, y.



Yellow on the yo-yo, y, y, y.

Sing the letter Y.

Zebra in the zoo, z, z, z.









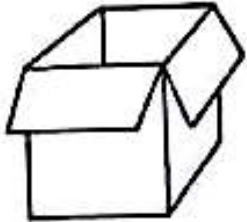
Zoo, zoo, z, z, z.

Zebra in the zoo, z, z, z.

Sing the letter Z.



1- Point to / Identify the object:

1 - camel			
2 - turtle			
3 - window			

2- Act as Instructed:

1. Run.
2. Swim.
3. Jump.

3- Listen and Answer Yes / No:

1) Can you swim?



Yes

No

2) Can you sing?



Yes

No

3) Can you run?









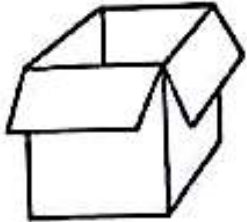


Yes

No



1- Point to / Identify the object:

1 - camel			
2 - turtle			
3 - window			

2- Act as Instructed:

1. Run.
2. Swim.
3. Jump.

3- Listen and Answer Yes / No:

1) Can you swim?



Yes

No

2) Can you sing?



Yes

No

3) Can you run?



Yes

No



4- Read:

1) horse

2) monkey


3) lion

5- Match:

1. yo-yo

2. zoo

3. zebra



6- Count:

1 3 4
..... 6 7
9 10

7- Odd one out:

R	T	W
y	G	H
j	K	L




Ragab Ahmed

Animals



Mr Ragab's mini-dictionary

Aa



apple تفاحة



ant نملة



arm ذراع



bed سرير



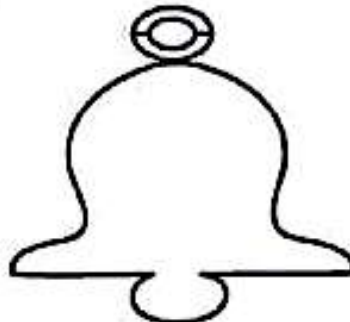
bag شنطة



bedroom حجرة النوم



bee نحلة



bell جرس



black اللون الأسود



blue اللون الأزرق



book كتاب



boy ولد



bus أتوبيس



ball كرة

Cc



cat قطة




car سيارة



computer حاسب آلي


Dd



dog كلب



donkey حمار




door باب

Ee



egg بيضة



elephant فيل


Ff



father بابا



family عائلة ، أسرة



fish سمكة



finger إصبع اليد



flag علم

Gg



girl بنت



goat معزة



green اللون الأخضر

Hh



hat برنيطة



house منزل

Ii



ice cream آيس كريم

Jj



jacket جاكيت




jump يقفز

Kk



kite طائرة ورق



Yy



yoyo يويو

Zz



حديقة حيوان zoo



حمار وحشي مخطط zebra

المفرد والجمع Singular & plural

المفرد Singular

الجمع Plural

سيارة (واحدة) car




سيارات cars



قطعة (واحدة) cat



قطط cats



ولد (واحد) boy



أولاد boys



The Alphabet



Aa Bb Cc Dd Ee

Ff Gg Hh Ii Jj Kk

Ll Mm Nn Oo Pp

Qq Rr Ss Tt Uu Vv

Ww Xx Yy Zz