


Grade 1 English Examination Example 2


Student Name:.....


Reading: Part 1


Instruction:


- Read the questions. Look at the picture.
- Circle Yes or No.

Example	Is it a mango?		<input checked="" type="radio"/> Yes	<input type="radio"/> No
---------	----------------	---	--------------------------------------	--------------------------

1.	Is it a pencil?		<input type="radio"/> Yes	<input type="radio"/> No
----	-----------------	--	---------------------------	--------------------------

2.	Is it blue?		<input type="radio"/> Yes	<input type="radio"/> No
----	-------------	---	---------------------------	--------------------------



3.	Is it an igloo?		<input type="radio"/> Yes	<input type="radio"/> No
----	-----------------	---	---------------------------	--------------------------



4.	Is it a nest?		<input type="radio"/> Yes	<input type="radio"/> No
----	---------------	---	---------------------------	--------------------------



Reading: Part 2



Instruction:

- Read the sentence. Look at the picture.
- Circle the correct answer.

Example	It is a sun.	A		B	
---------	--------------	---	--	---	---

5.	This is a gift.	A		B	
----	-----------------	---	--	---	---






6.	These are hearts.	A		B	
----	-------------------	---	--	---	---

7.	There are two dolls.	A		B	
----	----------------------	---	--	---	---

Writing: Part 1

Instruction:

- Look at the picture. Write the missing letters.

Example	_ S _ nake	
1.	_ _ pple	
2.	_ _ eddy	
3.	_ _ enguin	
4.	_ _ wo	2
5.	_ _ nk	


6.

__ ut



7.

__ uck



8.

__ oat

